A1 SITE PLAN

AS01 | 1" = 10'-0" | 1/ A031

12/19/2025 3:16:10 PM

KEY PLAN

N

CDH ARCHITECTURE

3330 Cumberland Blvd. SE
Suite 100
Atlanta, GA 30339
770.423.0016
www.cdhpartners.com

COPYRIGHT © 2025 by CDH PARTNERS INC.
All rights reserved.

GRADY HEALTH SYSTEM

GRADY ESTORIA URGENT CARE

Corner of Memorial Drive & Estoria Street
Atlanta GA 30316

PROJECT NO: 25132.00

DD	DD PACKAGE	12/18/25

NOT ISSUED FOR CONSTRUCTION

SHEET TITLE

ARCHITECTURAL SITE PLAN

SHEET NUMBER

AS01

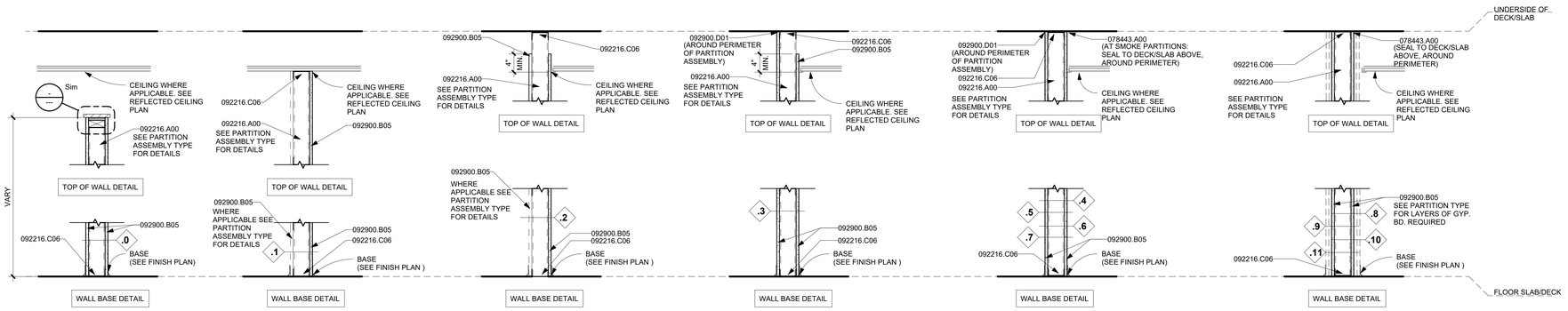

L1 PARTITION TYPES - TOP OF WALL AND WALL BASE DETAILS

A001 1" = 1'-0"

PARTITION TYPE NOMENCLATURE

PARTITION HEAD CONDITION & RATING LEGEND

.0	PARTIAL HEIGHT PARTITION. SEE FLOOR PLANS FOR HEIGHT
.1	PARTITION TO UNDERSIDE OF CEILING ABOVE
.2	PARTITION TO 4" MIN. ABOVE CEILING - EXTEND STUD TO STRUCTURE PER SPECIFICATIONS
.3	PARTITION TO 4" MIN. ABOVE CEILING AND TO UNDERSIDE OF DECK/ SLAB
.4	PARTITION TO UNDERSIDE OF DECK/ SLAB
.5	PARTITION TO UNDERSIDE OF DECK/ SLAB- NON RATED SMOKE TIGHT PARTITION
.6	PARTITION TO UNDERSIDE OF DECK/ SLAB- 1 HOUR RATED
.7	PARTITION TO UNDERSIDE OF DECK/ SLAB- 1 HOUR RATED SMOKE BARRIER
.8	PARTITION TO UNDERSIDE OF DECK/ SLAB- 2 HOUR RATED
.9	PARTITION TO UNDERSIDE OF DECK/ SLAB- 2 HOUR RATED SMOKE BARRIER
.10	PARTITION TO UNDERSIDE OF DECK/ SLAB- 3 HOUR RATED
.11	PARTITION TO UNDERSIDE OF DECK/ SLAB- 3 HOUR RATED SMOKE BARRIER

SEE LIFE SAFETY PLANS FOR SMOKE PARTITION, SMOKE BARRIER AND RATED WALLS LOCATION AND EXTENT.

KEYNOTE LEGEND

051200.A03	W-SHAPE
052100.A01	STEEL JOIST
053100.B01	ROOF DECK
072100.D01	LOOSE-FILL INSULATION
078443.A00	JOINT FIRESTOPPING
092216.A00	NON-STRUCTURAL METAL FRAMING
092216.C01	1-5/8 INCHES (41 MM) METAL STUD
092216.C06	METAL STUD TRACK
092900.B05	5/8" INTERIOR GYPSUM BOARD - TYPE X
092900.C02	CORNERBEAD
092900.C05	EXPANSION (CONTROL) JOINT
092900.D01	ACOUSTICAL SEALANT
134900.E01	LEAD-LINED GYPSUM BOARD

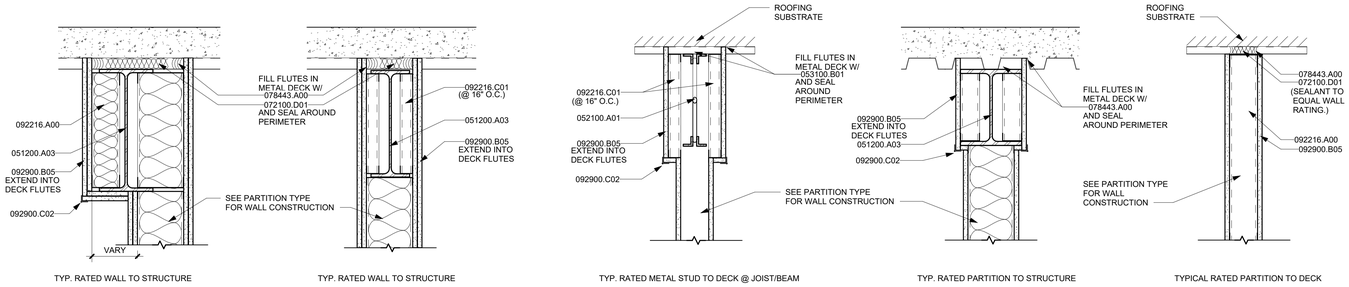

TYP. RATED WALL TO STRUCTURE | TYP. RATED WALL TO STRUCTURE | TYP. RATED METAL STUD TO DECK @ JOIST/BEAM | TYP. RATED PARTITION TO STRUCTURE | TYPICAL RATED PARTITION TO DECK

H1 TOP OF WALL DETAILS

A001 1 1/2" = 1'-0"

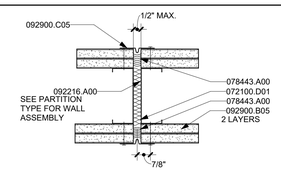

2HR-RATED GYP. BD. PARTITION

G15 2 HR RATED GYP. BD. C.J.

A001 3" = 1'-0"

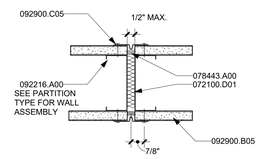

1-HOUR RATED GYP. BD. PARTITION

E15 1 HR RATED GYP. BD. C.J.

A001 3" = 1'-0"

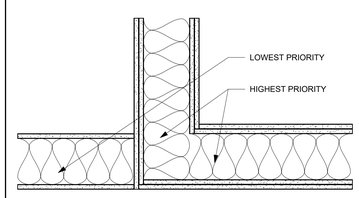

TWO HOUR FIRE & SMOKE WALL.....PRIORITY 1 HIGHEST
TWO HOUR FIRE WALL.....PRIORITY 2
TWO HOUR SHAFT WALL.....PRIORITY 3
ONE HOUR FIRE & SMOKE WALL.....PRIORITY 3
ONE HOUR FIRE WALL.....PRIORITY 4
NON-RATED WALL.....PRIORITY 5 LOWEST

PROVIDE ALL RATED WALLS IN ACCORDANCE WITH UL LISTING. MANUFACTURER'S INSTRUCTIONS AND APPROVED HRS DETAILS. REFER TO LIFE SAFETY PLANS FOR TYPE, LOCATION AND EXTENT OF ALL RATED WALLS.

A15 PRIORITY WALL DETAIL

A001 1 1/2" = 1'-0"

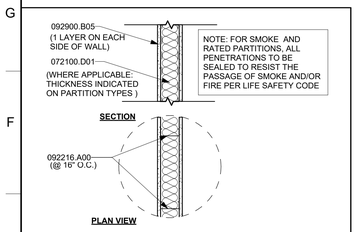

PARTITION TYPE: 'A'

TYPE MARK	STUD WIDTH	GWB THK	FIRE RATING	UL LISTING (VERIFY)	SOUND BATT	STC RATING (VERIFY)	PART. WIDTH
A5.0	3 5/8"	5/8"	NA	NA	NO SOUND BATT		4 7/8"
A5.4	3 5/8"	5/8"	NA	NA	NO SOUND BATT		4 7/8"
A6.4	3 5/8"	5/8"	NA	NA	SOUND BATT		4 7/8"
A9.0	6"	5/8"	NA	NA	NO SOUND BATT		7 1/4"
A10.4	6"	5/8"	NA	NA	SOUND BATT		7 1/4"

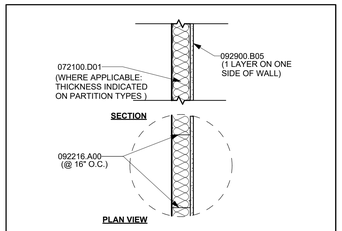

PARTITION TYPE: 'D'

TYPE MARK	STUD WIDTH	GWB THK	FIRE RATING	UL LISTING (VERIFY)	SOUND BATT	STC RATING (VERIFY)	PART. WIDTH
D1.4	1 5/8"	5/8"	NA	NA	NO SOUND BATT		2 1/4"
D1.4	1 5/8"	5/8"	NA	NA	NO SOUND BATT		2 1/4"
D5.4	3 5/8"	5/8"	NA	NA	NO SOUND BATT		4 1/4"
D1.4	1 5/8"	5/8"	NA	NA	NO SOUND BATT		2 1/4"

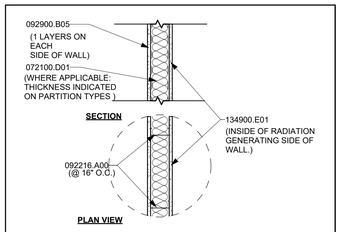

PARTITION TYPE: 'E' LEAD LINED

TYPE MARK	STUD WIDTH	GWB THK	FIRE RATING	UL LISTING (VERIFY)	SOUND BATT	STC RATING (VERIFY)	PART. WIDTH
E5.4	3 5/8"	5/8"	NA	NA	NO SOUND BATT		4 7/8"
E6.4	3 5/8"	5/8"	NA	NA	SOUND BATT		4 7/8"

A1 PARTITION TYPES ASSEMBLY DETAIL

A001 1" = 1'-0"

PARTITION NOTES

1. THE PARTITION TYPE SYMBOL DESIGNATION CONSISTS OF THREE CHARACTERS. THE FIRST CHARACTER IS A LETTER INDICATING THE PARTITION TYPE ASSEMBLY.

   THE SECOND CHARACTER IS A NUMBER THAT DESIGNATES THE STUD (OR CMU) SIZE AND IF THE PARTITION HAS SOUND ATTENUATION. AN ODD NUMBER IS USED WHEN THE PARTITION TYPE DOES NOT HAVE SOUND ATTENUATION. AN EVEN NUMBER IS USED WHEN THE PARTITION TYPE HAS SOUND ATTENUATION.

   THE THIRD CHARACTER IS A NUMBER THAT DESIGNATES THE PARTITION HEAD CONDITION AND RATING (IF APPLICABLE). SEE PARTITION HEAD CONDITION & RATING LEGEND.
2. SEE FLOOR PLANS FOR LOCATION AND EXTENT.
3. WHERE DIFFERENT PARTITION TYPES ARE SHOWN IN THE SAME PLANE OFFSET STUDS AND/OR PROVIDE ADDITIONAL LAYERS OF GYPSUM WALLBOARD TO THE NEAREST CORNER. SO THAT THE PARTITION TYPES ARE FLUSH
4. SPACE METAL STUDS AT 16" O.C. SPACE METAL STUDS AT MINIMUM 12" O.C. FOR ALL UPPER CABINETS AND ALL OTHER WALL HUNG EQUIPMENT.
5. FURRING OF PIPES, CONDUIT AND DUCTWORK (UNLESS NOTED OTHERWISE). SHALL MATCH ADJACENT PARTITION TYPE.
6. ALL WOOD BLOCKING EXCEPT IN TYPE V (COMBUSTIBLE) CONSTRUCTION, SHALL BE FIRE RETARDANT TREATED.
7. WALLS BEHIND PLUMBING FIXTURES SHALL BE MOLD & MILDEW RESISTANT GYPSUM WALLBOARD.
8. ALL INTERIOR DOOR FRAMES SHALL BE 4" OR MORE FROM AN INTERIOR CORNER (UNLESS NOTED OTHERWISE).
9. WHERE TUB AND/OR SHOWER ENCLOSURE OCCURS AT A FIRE RATED OR SOUND RATED PARTITION, INSTALL ALL LAYERS OF GYPSUM WALLBOARD PRESCRIBED BY THE PARTITION TYPES PRIOR TO THE INSTALLATION OF THE TUB/SHOWER ENCLOSURE. PROVIDE ADDITIONAL LAYERS OF GYPSUM WALLBOARD AS REQUIRED TO CONCEAL FIXTURE FLANGES.
10. REFERENCE FINISH PLANS FOR BASE MOLDING LOCATION AND TYPE. ALL PARTITIONS RECEIVE BASE MOLDING UNLESS NOTED OTHERWISE.
11. DRYWALL PARTITIONS INDICATED TO EXTEND TO STRUCTURE SHALL BE TIGHT AGAINST BEAMS, HEADERS, JOISTS AND/OR DECKS.
12. CORRIDOR PARTITIONS, SMOKE STOP PARTITIONS, HORIZONTAL EXIT PARTITIONS, EXIT ENCLOSURES AND OTHER FIRE RATED PARTITIONS SHALL BE PERMANENTLY IDENTIFIED WITH STENCILING IN A MANNER ACCEPTABLE TO THE AUTHORITY HAVING JURISDICTION. SUCH IDENTIFICATION SHALL BE ABOVE ANY DECORATIVE CEILING OR IN CONCEALED SPACES. SUGGESTED WORDING - " FIRE AND SMOKE BARRIER - PROTECT ALL OPENINGS."
13. AT PARTITIONS WITH SPECIFIED STC RATINGS, STAGGER AND SEAL ALL WALL BOARD JOINTS, ELECTRIC OUTLETS AND SWITCHES ON OPPOSITE SIDES OF PARTITIONS SHALL BE SEPARATED BY A MINIMUM OF ONE STUD. ALL PENETRATIONS SHALL BE SEALED WITH ACOUSTICAL SEALANT.
14. PROVIDE RESILIENT CHANNEL ON NOISE GENERATING SIDE OF WALL.
15. SEE SPECIFICATIONS FOR UNDERLAYMENT REQUIREMENTS AT ALL PARTITION TYPES THAT RECEIVE WALL TILE OR SPECIAL FINISHES.

CDH ARCHITECTURE
3330 Cumberland Blvd. SE
Suite 100
Atlanta, GA 30339
770.423.0016
www.cdhpartners.com

COPYRIGHT © 2025 by CDH PARTNERS INC. All rights reserved.

GRADY HEALTH SYSTEM

GRADY ESTORIA URGENT CARE

Corner of Memorial Drive & Estoria Street
Atlanta GA 30316

PROJECT NO: 25132.00

00	DD PACKAGE	12/18/25

NOT ISSUED FOR CONSTRUCTION

SHEET TITLE

PARTITION TYPES

SHEET NUMBER

A001

12/19/2025 3:16:13 PM

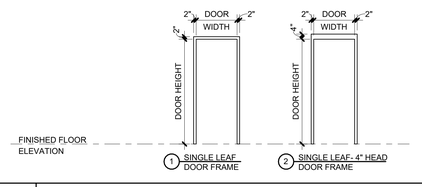

N1 DOOR FRAME TYPES

A021 1/4" = 1'-0"

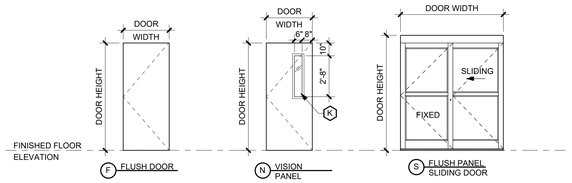

L1 DOOR ELEVATION TYPES

A021 1/4" = 1'-0"

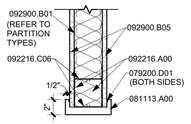

J1 HM C.O.

A021 1 1/2" = 1'-0"

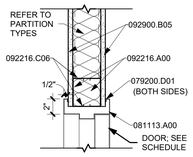

J3 HM TYP.

A021 1 1/2" = 1'-0"

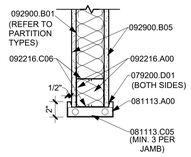

G1 HM C.O.

A021 1 1/2" = 1'-0"

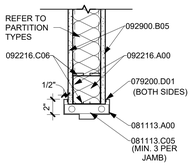

G3 HM TYP

A021 1 1/2" = 1'-0"

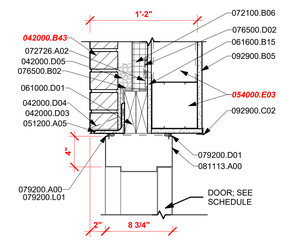

D1 HM- BRICK

A021 1 1/2" = 1'-0"

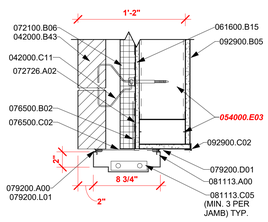

D4 HM-BRICK

A021 1 1/2" = 1'-0"

DOOR & FRAME SCHEDULE

NO.	NAME	DOOR TYPE	DOOR SIZE WIDTH	DOOR SIZE HEIGHT	DOOR SIZE THICK.	DOOR MAT'L	DOOR FINISH	DOOR LABEL	FRAME TYPE	FRAME MAT'L	FRAME FINISH	FRAME HEAD	FRAME JAMB	FRAME SILL	HARDWARE FUNCTION	REMARKS	CR PULL	CR PUSH
100.2	VESTIBULE	S	7'-0"	8'-0"	0"	BY MANUF.	BY MANIF.	-		BY MANUF.	BY MANUF.						No	No
101	VESTIBULE	S	7'-0"	8'-0"	0"	BY MANUF.	BY MANIF.	-		BY MANUF.	BY MANUF.						No	No
101.1	CORRIDOR	F	3'-0"	7'-0"	1 3/4"	SCWD	STAIN	-	1	HM	PAINT	J3/A021	G3/A021				Yes	No
101.2	CORRIDOR	F	3'-0"	7'-0"	1 3/4"	SCWD	STAIN	-	1	HM	PAINT	J3/A021	G3/A021				No	Yes
101A	TLT	F	3'-0"	7'-0"	1 3/4"	SCWD	STAIN	-	1	HM	PAINT	J3/A021	G3/A021				No	No
103	CHECK-OUT	F	3'-0"	7'-0"	1 3/4"	SCWD	STAIN	-	1	HM	PAINT	J3/A021	G3/A021				No	No
103A	CHECK-OUT	-	4'-0"	7'-0"		-	-	-	1	HM	PAINT	J1/A021	G1/A021				No	No
104	EXAM 1	F	3'-0"	7'-0"	1 3/4"	SCWD	STAIN	-	1	HM	PAINT	J3/A021	G3/A021				No	No
106	EXAM 2	F	3'-0"	7'-0"	1 3/4"	SCWD	STAIN	-	1	HM	PAINT	J3/A021	G3/A021				No	No
107	BLOOD / PHLEB WK	F	3'-0"	7'-0"	1 3/4"	SCWD	STAIN	-	1	HM	PAINT	J3/A021	G3/A021				No	No
108	EXAM 3	F	3'-0"	7'-0"	1 3/4"	SCWD	STAIN	-	1	HM	PAINT	J3/A021	G3/A021				No	No
109A	MEDICATIONS	N	3'-0"	7'-0"	1 3/4"	SCWD	STAIN		1	HM	PAINT	J3/A021	G3/A021				No	No
110	EXAM 4	F	3'-0"	7'-0"	1 3/4"	SCWD	STAIN	-	1	HM	PAINT	J3/A021	G3/A021				No	No
111	STAFF TLT.	F	3'-0"	7'-0"	1 3/4"	SCWD	STAIN	-	1	HM	PAINT	J3/A021	G3/A021				No	No
112	OFFICE	F	3'-0"	7'-0"	1 3/4"	SCWD	STAIN	-	1	HM	PAINT	J3/A021	G3/A021				No	No
114	OFFICE	F	3'-0"	7'-0"	1 3/4"	SCWD	STAIN	-	1	HM	PAINT	J3/A021	G3/A021				No	No
116	LOUNGE	F	3'-0"	7'-0"	1 3/4"	SCWD	STAIN	-	1	HM	PAINT	J3/A021	G3/A021				No	Yes
116A	LOUNGE	F	2'-6"	7'-0"	1 3/4"	SCWD	STAIN	-	1	HM	PAINT	J3/A021	G3/A021				No	No
118	STAFF TLT.	F	3'-0"	7'-0"	1 3/4"	SCWD	STAIN	-	1	HM	PAINT	J3/A021	G3/A021				No	No
120	CORRIDOR	F	3'-0"	7'-0"	1 3/4"	SCWD	STAIN	-	1	HM	PAINT	J3/A021	G3/A021				No	No
122	CORRIDOR	F	3'-6"	7'-0"	1 3/4"	SCWD	STAIN	-	1	HM	PAINT	J3/A021	G3/A021				No	No
124	ELECTRIC	F	3'-6"	7'-0"	1 3/4"	SCWD	STAIN	-	1	HM	PAINT	J3/A021	G3/A021				No	No
126	WATER	F	3'-6"	7'-0"	1 3/4"	SCWD	STAIN	-	1	HM	PAINT	J3/A021	G3/A021				No	No
128	EVS	F	3'-0"	7'-0"	1 3/4"	SCWD	STAIN	-	1	HM	PAINT	J3/A021	G3/A021				No	No
130	SOILED	F	3'-0"	7'-0"	1 3/4"	SCWD	STAIN	-	1	HM	PAINT	J3/A021	G3/A021				No	No
132	EQUIPMENT	F	3'-0"	7'-0"	1 3/4"	SCWD	STAIN	-	1	HM	PAINT	J3/A021	G3/A021				No	No
133	X-RAY	G	4'-0"	7'-0"	1 3/4"	HM	PAINT	-	1	HM	PAINT						No	Yes
133A	DRESSING	F	3'-0"	7'-0"	1 3/4"	SCWD	STAIN	-	1	HM	PAINT	J3/A021	G3/A021				No	No
134	CLEAN	F	3'-0"	7'-0"	1 3/4"	SCWD	STAIN	-	1	HM	PAINT	J3/A021	G3/A021				No	No
136	OFFICE	F	3'-0"	7'-0"	1 3/4"	SCWD	STAIN	-	1	HM	PAINT	J3/A021	G3/A021				No	No
138	TREATMENT	F	4'-0"	7'-0"	1 3/4"	SCWD	STAIN	-	1	HM	PAINT						No	No
139	SPEC TLT.	F	3'-0"	6'-8"	2"	SCWD	STAIN	-	1	HM	PAINT						No	No
140	EXAM 5	F	3'-0"	7'-0"	1 3/4"	SCWD	STAIN	-	1	HM	PAINT	J3/A021	G3/A021				No	No
142	EXAM 6	F	3'-0"	7'-0"	1 3/4"	SCWD	STAIN	-	1	HM	PAINT	J3/A021	G3/A021				No	No
143	PATIENT TOILET	F	3'-0"	6'-8"	2"	SCWD	STAIN	-	1	HM	PAINT						No	No
903.1	CORRIDOR	F	4'-0"	7'-0"	1 3/4"	HM	PAINT	-	2	HM	PAINT	D1/A021	D4/A021				Yes	No

KEYNOTE LEGEND

042000.B43	BRICK
042000.C11	ADJUSTABLE MASONRY-VENEER ANCHOR
042000.D03	BRICK WEEP
042000.D04	BRICK WEEP WICK
042000.D05	STONE BED MORTAR STOP CNTNUOUS
051200.A05	ANGLE
054000.E03	6" EXT NON-LOAD-BEARING WALL FRAMING
061000.D01	WOOD-PRESERVATIVE-TREATED
061600.B15	1/2" GLASS-MAT GYPSUM WALL SHEATHING
072100.B06	
072726.A02	HIGH-BUILD, VAPOR-PERMEABLE AIR BARRIER
076500.B02	RUBBERIZED ASPHALT
076500.C02	STAINLESS STEEL
076500.D02	ALUMINUM TERMINATION BAR
079200.A00	JOINT SEALANTS
079200.D01	URETHANE JOINT SEALANT
079200.L01	JOINT-SEALANT BACKING
081113.A00	HOLLOW METAL DOORS AND FRAMES
081113.C05	FRAME ANCHOR
092216.A00	NON-STRUCTURAL METAL FRAMING
092216.C06	METAL STUD TRACK
092900.B01	INTERIOR GYPSUM BOARD
092900.B05	5/8" INTERIOR GYPSUM BOARD - TYPE X
092900.C02	CORNERBEAD

GLAZING SCHEDULE

B	1" INSULATED (CLEAR or TINTED) TEMPERED GLASS
D	1" INSULATED TEMPERED SPANDREL GLASS
E	1/4" CLEAR GLASS
L	LEADED GLASS

NOTES:
1. ALL GLAZING WITHIN 24", MEASURED HORIZONTALLY OF A DOOR, AND ALL GLAZING WITHIN 60" ABOVE THE FINISHED FLOOR SHALL BE 1" TEMPERED GLASS.
2. GLAZING IN ALL DOOR SHALL BE TEMPERED GLASS.

HARDWARE FUNCTION LEGEND

PA	PASSAGE LATCH SET	DB	DEAD BOLT
PR	PRIVACY LOCK SET	P/P	PUSH/PULL
OL	OFFICE LOCK SET	CL	CLASSROOM LOCK SET
KEY	KEY PAD LOCK	EXIT	EXIT HARDWARE SET
SL	STORAGE LOCK SET	BI-FD	BI-FOLD HARDWARE
CLD	CLASSROOM LOCK W/ DUTCH DOOR		

GENERAL NOTES

1. ALL VISION PANELS IN RATED WOOD DOORS SHALL HAVE METAL FRAMES AND STOPS.
2. UNLESS NOTED OTHERWISE, THE DOOR AND FRAME FINISHES SHALL BE AS FOLLOWS:

HOLLOW METAL DOORS:	PAINT
HOLLOW METAL FRAMES:	PAINT
WOOD FLUSH DOORS:	STAIN
WOOD PANELED DOORS:	STAIN

3. ALL DOOR HARDWARE SHALL BE HANDICAP ACCESSIBLE, COMPLYING WITH ANSI A117.1 (TYPICAL)

DOOR AND SCHEDULE NOTES

1. *INSTALL WEATHER STRIPPING AROUND DOORS.*
2. *PROVIDE HOLD OPEN DEVICE IN CLOSER.*
3. *ELECTRONIC ACCESS CONTROL.*
4. *CASED OPENING.*
5. *UNDERCUT DOOR UNIT 3/4".*
6. *INSTALL SOUND PROOF STRIPPING AROUND DOOR AND PROVIDE AUTOMATIC DOOR BOTTOM.*
7. *PROVIDE MAGNETIC DOOR HOLDER CONNECTED TO FIRE ALARM FOR DEACTIVATION.*
8. *EXIT ONLY DOOR. PROVIDE BLANK PLATE ON EXTERIOR.*

CDH ARCHITECTURE
3330 Cumberland Blvd. SE
Suite 100
Atlanta, GA 30339
770.423.0016
www.cdhpartners.com

COPYRIGHT © 2025 by CDH PARTNERS INC.
All rights reserved.

GRADY HEALTH SYSTEM

GRADY ESTORIA URGENT CARE

Corner of Memorial Drive & Estoria Street
Atlanta GA 30316

PROJECT NO: 25132.00

00	DD PACKAGE	12/18/25

NOT ISSUED FOR CONSTRUCTION

SHEET TITLE

DOOR TYPES - LIBRARY

SHEET NUMBER

A021

12/19/2025 3:16:15 PM

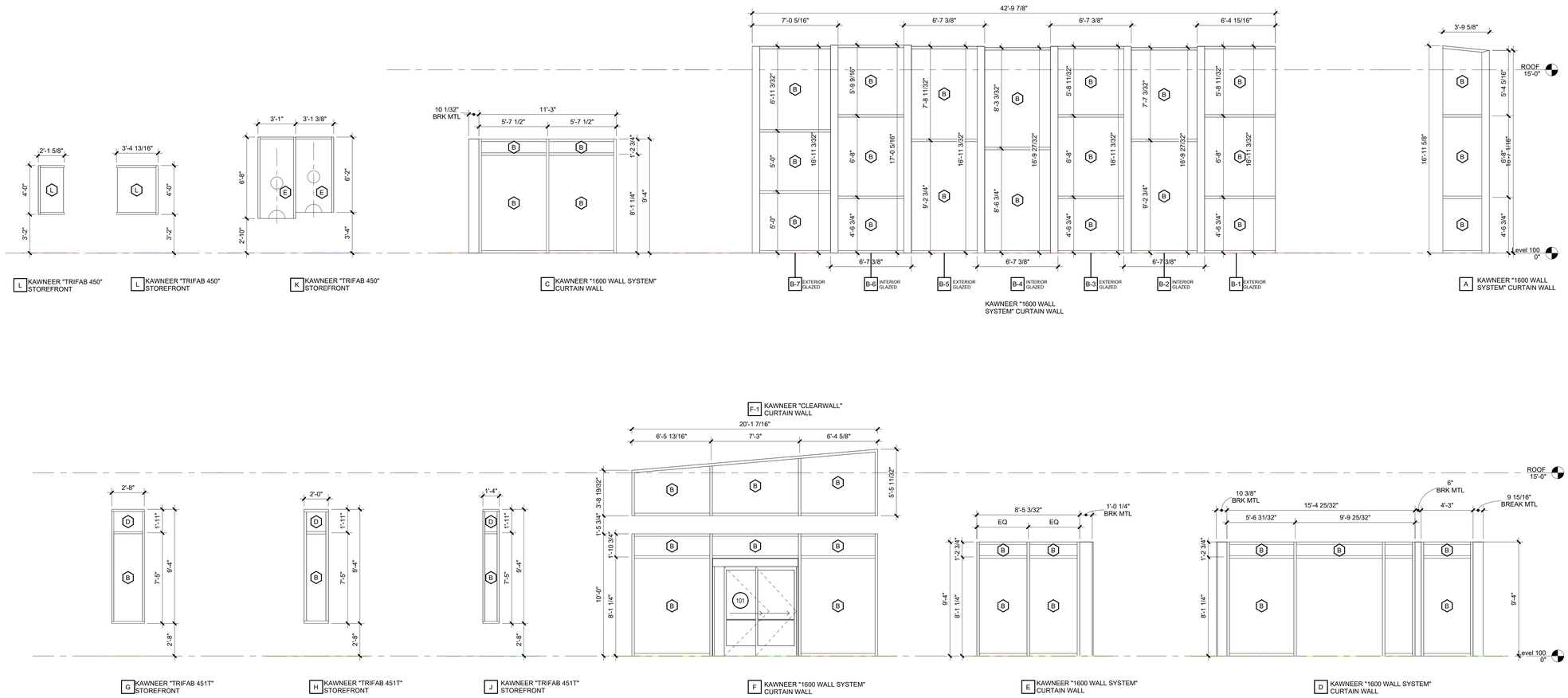

G1 WINDOW ELEVATIONS

A031 | 1/4" = 1'-0" | A1/ A130

KEYNOTE LEGEND

GLAZING SCHEDULE

- B — 1" INSULATED (CLEAR or TINTED) TEMPERED GLASS
- D — 1" INSULATED TEMPERED SPANDREL GLASS
- E — 1/4" CLEAR GLASS
- L — LEADED GLASS

NOTES:

1. ALL GLAZING WITHIN 24", MEASURED HORIZONTALLY OF A DOOR, AND ALL GLAZING WITHIN 60" ABOVE THE FINISHED FLOOR SHALL BE 1" TEMPERED GLASS.
2. GLAZING IN ALL DOOR SHALL BE TEMPERED GLASS.

KEY PLAN

N

CDH ARCHITECTURE
3330 Cumberland Blvd. SE
Suite 100
Atlanta, GA 30339
770.423.0016
www.cdhpartners.com

COPYRIGHT © 2025 by CDH PARTNERS INC.
All rights reserved.

GRADY HEALTH SYSTEM

GRADY ESTORIA URGENT CARE

Corner of Memorial Drive & Estoria Street
Atlanta GA 30316

PROJECT NO:	25132.00
00 DD PACKAGE	12/18/25

NOT ISSUED FOR CONSTRUCTION

SHEET TITLE

WINDOW ELEVATIONS AND DETAILS

SHEET NUMBER

A031

12/19/2025 3:16:19 PM

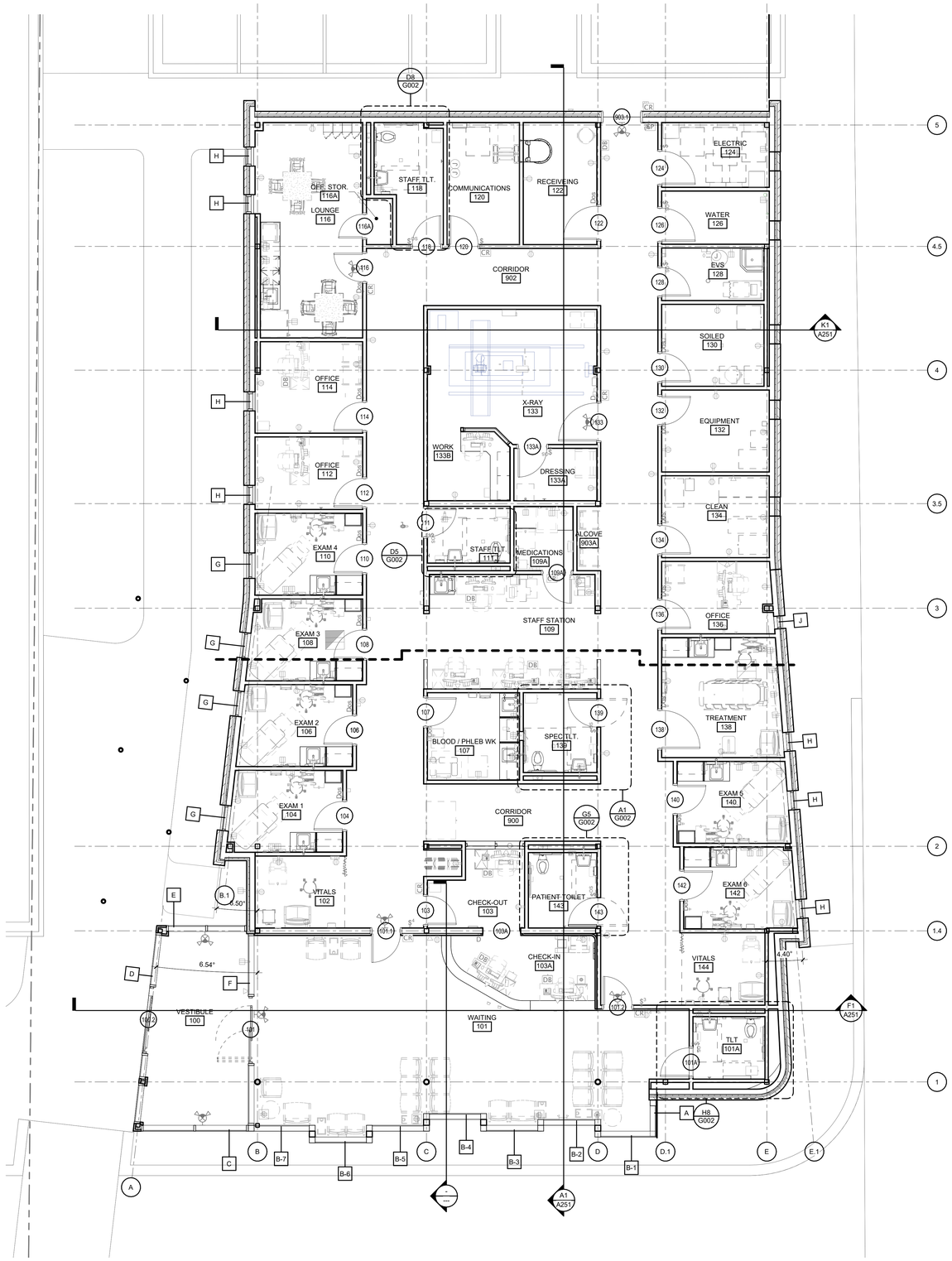

A1 LEVEL 100 FLOOR PLAN

A100 | 3/16" = 1'-0" | 1/ A031

KEY PLAN

CDH ARCHITECTURE
3330 Cumberland Blvd. SE
Suite 100
Atlanta, GA 30339
770.423.0016
www.cdhpartners.com

COPYRIGHT © 2025 by CDH PARTNERS INC.
All rights reserved.

GRADY HEALTH SYSTEM

GRADY ESTORIA URGENT CARE

Corner of Memorial Drive & Estoria Street
Atlanta GA 30316

PROJECT NO: 25132.00

DD	DD PACKAGE	12/18/25

NOT ISSUED FOR CONSTRUCTION

SHEET TITLE

FLOOR PLANS

SHEET NUMBER

A100

12/19/2025 3:10:21 PM

A1 LEVEL 100 FLOOR PLAN SOUTH

A130 | 3/8" = 1'-0" | 1/ A031

KEY PLAN

CDH ARCHITECTURE
3330 Cumberland Blvd. SE
Suite 100
Atlanta, GA 30339
770.423.0016
www.cdhpartners.com

COPYRIGHT © 2025 by CDH PARTNERS INC.
All rights reserved

GRADY HEALTH SYSTEM

GRADY ESTORIA URGENT CARE

Corner of Memorial Drive & Estoria Street
Atlanta GA 30316

PROJECT NO: 25132.00

00	DD PACKAGE	12/18/25

NOT ISSUED FOR CONSTRUCTION

SHEET TITLE

ENLARGED PLANS

SHEET NUMBER

A130

13/19/2025 3:16:23 PM

A1 LEVEL 100 FLOOR PLAN NORTH

A131 | 3/8" = 1'-0" | 1/ A031

12/19/2025 3:16:26 PM

CDH ARCHITECTURE
3330 Cumberland Blvd. SE
Suite 100
Atlanta, GA 30339
770.423.0016
www.cdhpartners.com

COPYRIGHT © 2025 by CDH PARTNERS INC.
All rights reserved

GRADY HEALTH SYSTEM

GRADY ESTORIA URGENT CARE

Corner of Memorial Drive & Estoria Street
Atlanta GA 30316

PROJECT NO:	25132.00
DD DD PACKAGE	12/18/25

NOT ISSUED FOR CONSTRUCTION

SHEET TITLE

ENLARGED PLANS

SHEET NUMBER

A131

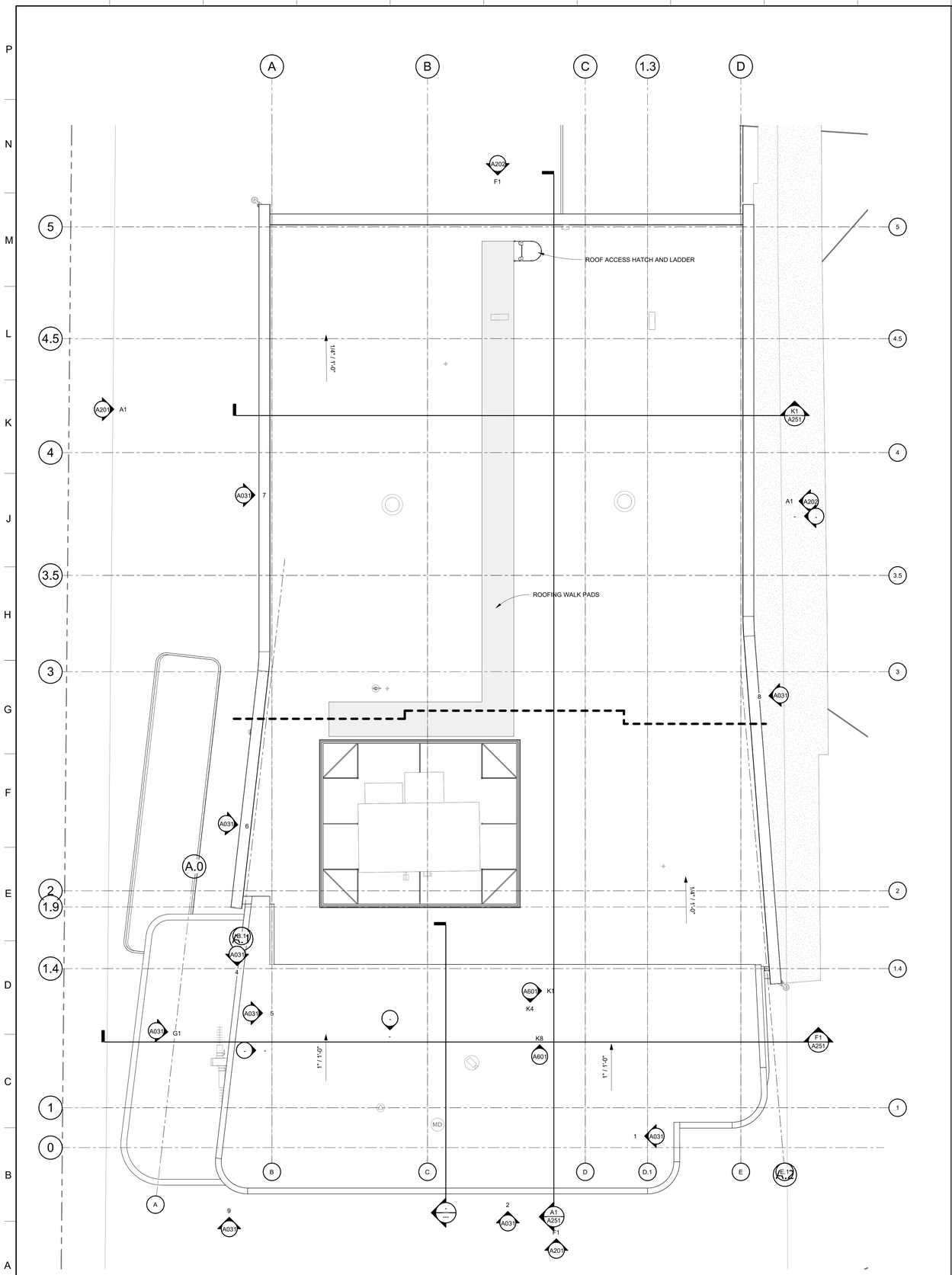

A1 LEVEL 200 FLOOR PLAN

A151 3/16" = 1'-0" 1/ A031

KEYNOTE LEGEND

ROOF PLAN LEGEND

OS = OVERFLOW SCUPPER
OD = OVERFLOW DRAIN
DS = DOWNSPOUT
RD = ROOF DRAIN

GENERAL ROOF PLAN NOTES

A. THE PURPOSE OF THIS ROOF PLAN IS TO GRAPHICALLY REPRESENT THE INTENT OF THE ROOF DRAINAGE. ALL ROOF DRAINS/SLOPES TO BE LOCATED AT THE LOW POINT OF SLOPED STRUCTURAL ELEMENTS. ROOFING & PLUMBING SUB-CONTRACTORS TO COORDINATE LOCATIONS OF ALL TAPERED INSULATION AND ROOF DRAINAGE COMPONENTS WITH INSTALLED FIELD CONDITIONS OF ALL STRUCTURAL ELEMENTS TO INSURE POSITIVE DRAINAGE OF ALL ROOFS.

B. ALL ROOF TOP EQUIPMENT TO HAVE CRICKETS TO INSURE POSITIVE DRAINAGE

C. PROVIDE SPLASH BLOCKS AT ALL DOWNSPOUTS THAT DISCHARGE ON THE FLAT ROOF.

KEY PLAN

N

CDH ARCHITECTURE
3330 Cumberland Blvd. SE
Suite 100
Atlanta, GA 30339
770.423.0016
www.cdhpartners.com

COPYRIGHT © 2025 by CDH PARTNERS INC.
All rights reserved

GRADY HEALTH SYSTEM

GRADY ESTORIA URGENT CARE

Corner of Memorial Drive & Estoria Street
Atlanta GA 30316

PROJECT NO: 25132.00

00	DD PACKAGE	12/18/25

NOT ISSUED FOR CONSTRUCTION

SHEET TITLE

ROOF PLAN & DETAILS

SHEET NUMBER

A151

12/19/2025 3:16:29 PM

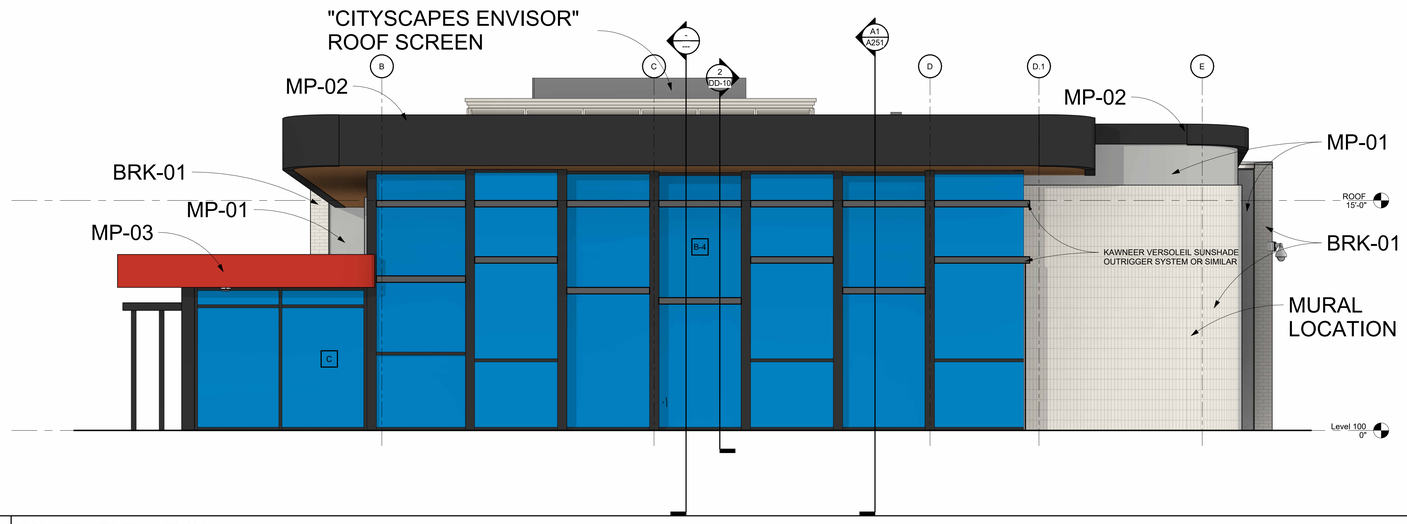

F1 SOUTH ELEVATION

A201 | 1/4" = 1'-0" | A1/ A151

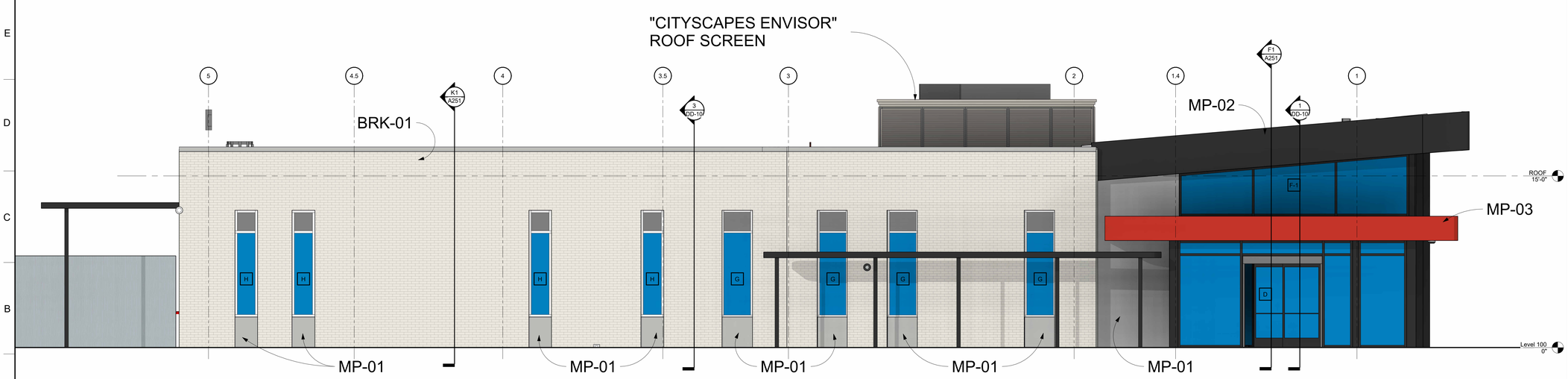

A1 WEST ELEVATION

A201 | 1/4" = 1'-0" | A1/ A130

KEYNOTE LEGEND

MASONRY BRICK

BRK-01
B.O.D. ACME BRICK
GLACIER WHITE - MODULAR - VELOUR
ALT. TAYLOR CLAY BRICKS
CREAM - MODULAR - VELOUR

METAL PANELS

MP-01
B.O.D. ALPOLIC METAL COMPOSITE MATERIALS
COLOR - TBD

MP-02 ALPOLIC METAL COMPOSITE MATERIALS
B.O.D. COLOR - TBD

MP-03 ALPOLIC METAL COMPOSITE MATERIALS
B.O.D. COLOR - TBD

COPING ALPOLIC METAL COMPOSITE MATERIALS
B.O.D. COLOR - MATCH BRICKS

SCREEN WALL

SW-01
B.O.D. HENDRICK ARCHITECTURAL
H-CLAD

GLAZING

GL-01
B.O.D. VITRO ARCHITECTURAL GLASS
SOLARGRAY + SOLARBAN 60 (3) CLEAR

GL-02
B.O.D. VITRO ARCHITECTURAL GLASS
SOLARGRAY + SOLARBAN 60 (3)
DARK GRAY FRIT

KEY PLAN

CDH ARCHITECTURE
3330 Cumberland Blvd. SE
Suite 100
Atlanta, GA 30339
770.423.0016
www.cdhpartners.com

COPYRIGHT © 2025 by CDH PARTNERS INC.
All rights reserved.

GRADY HEALTH SYSTEM

GRADY ESTORIA URGENT CARE

Corner of Memorial Drive & Estoria Street
Atlanta GA 30316

PROJECT NO: 25132.00

DD	DD PACKAGE	12/18/25

NOT ISSUED FOR CONSTRUCTION

SHEET TITLE
EXTERIOR ELEVATIONS

SHEET NUMBER
A201

12/19/2025 3:17:15 PM

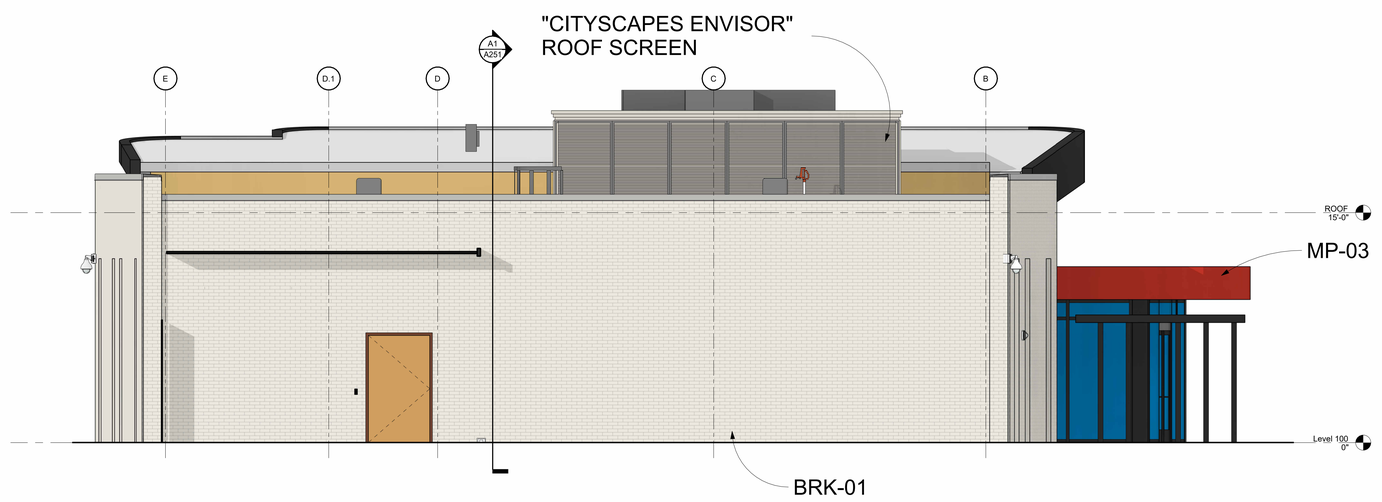

F1 NORTH ELEVATION

A202 | 1/4" = 1'-0" | A1/ A151

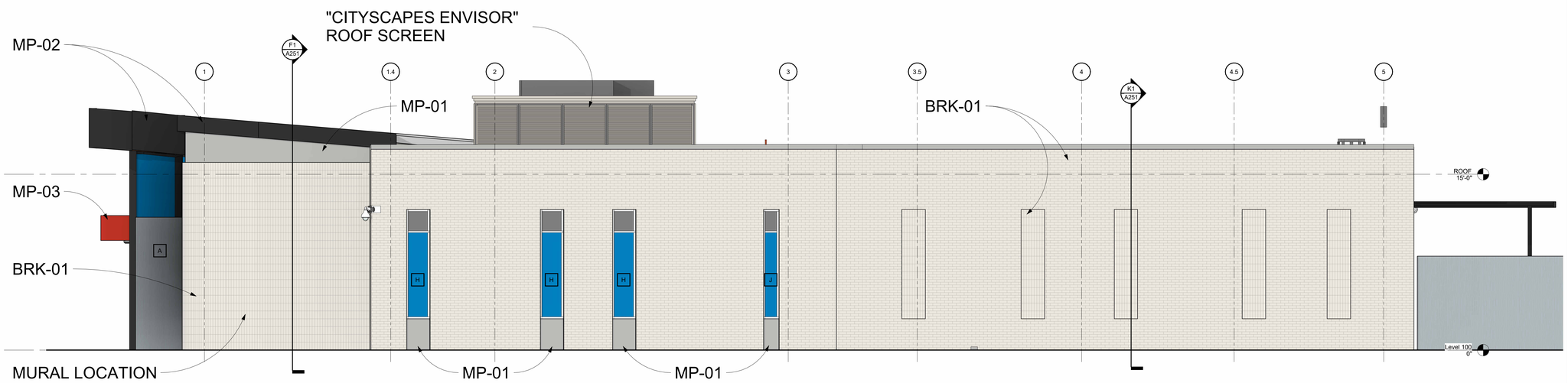

A1 EAST ELEVATION

A202 | 1/4" = 1'-0" | A1/ A130

KEYNOTE LEGEND

EXTERIOR FINISH LEGEND

MASONRY BRICK

BRK-01
B.O.D. ACME BRICK
GLACIER WHITE - MODULAR - VELOUR
ALT. TAYLOR CLAY BRICKS
CREAM - MODULAR - VELOUR

METAL PANELS

MP-01
B.O.D. ALPOLIC METAL COMPOSITE MATERIALS
COLOR - TBD

MP-02 ALPOLIC METAL COMPOSITE MATERIALS
B.O.D. COLOR - TBD

MP-03 ALPOLIC METAL COMPOSITE MATERIALS
B.O.D. COLOR - TBD

COPING ALPOLIC METAL COMPOSITE MATERIALS
B.O.D. COLOR - MATCH BRICKS

SCREEN WALL

SW-01
B.O.D. HENDRICK ARCHITECTURAL
H-CLAD

GLAZING

GL-01
B.O.D. VITRO ARCHITECTURAL GLASS
SOLARGRAY + SOLARBAN 60 (3) CLEAR

GL-02
B.O.D. VITRO ARCHITECTURAL GLASS
SOLARGRAY + SOLARBAN 60 (3)
DARK GRAY FRIT

KEY PLAN

N

CDH
ARCHITECTURE
3330 Cumberland Blvd. SE
Suite 100
Atlanta, GA 30339
770.423.0016
www.cdhpartners.com

COPYRIGHT © 2025 by CDH PARTNERS INC.
All rights reserved.

GRADY HEALTH SYSTEM

GRADY ESTORIA URGENT CARE

Corner of Memorial Drive & Estoria Street
Atlanta GA 30316

PROJECT NO: 25132.00

no		
	DD PACKAGE	12/18/25

NOT ISSUED FOR CONSTRUCTION

SHEET TITLE
EXTERIOR ELEVATIONS

SHEET NUMBER
A202

12/19/2025 3:17:49 PM

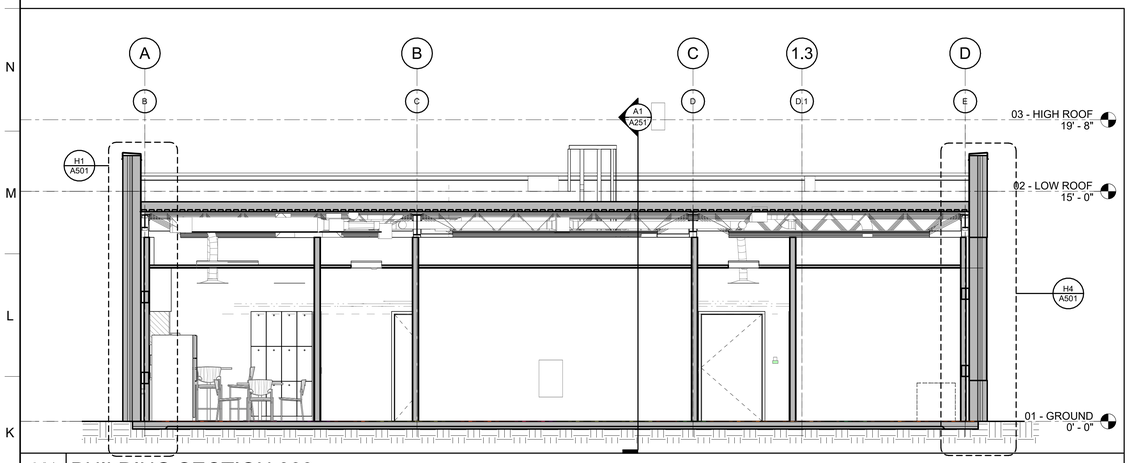

K1 BUILDING SECTION 003

A251 | 1/4" = 1'-0" | A1/ A100

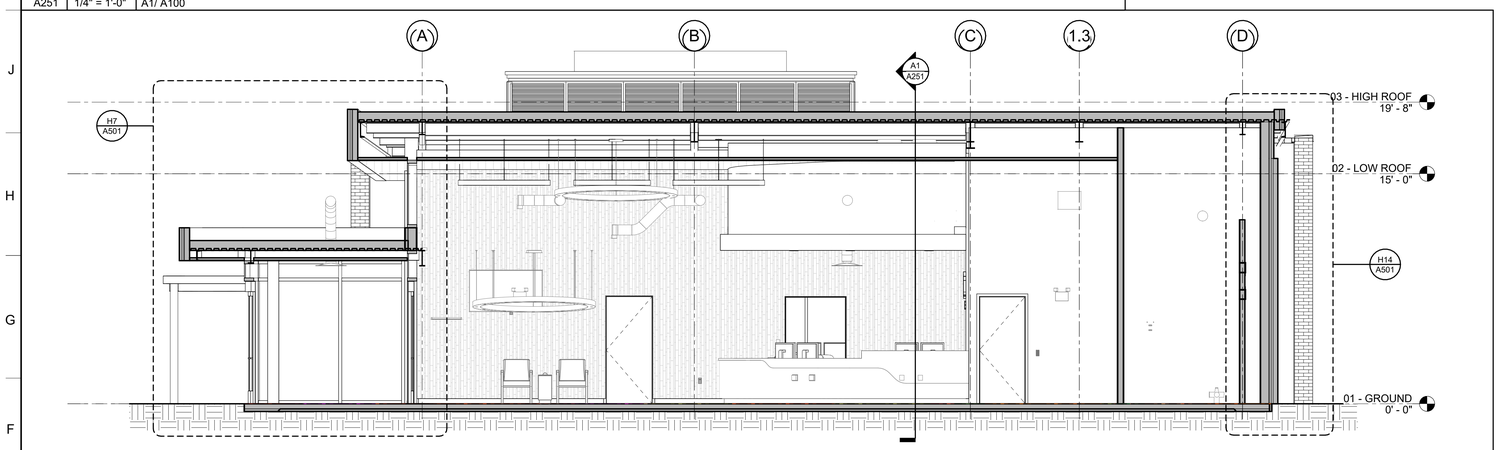

F1 BUILDING SECTION 002

A251 | 1/4" = 1'-0" | A1/ A100

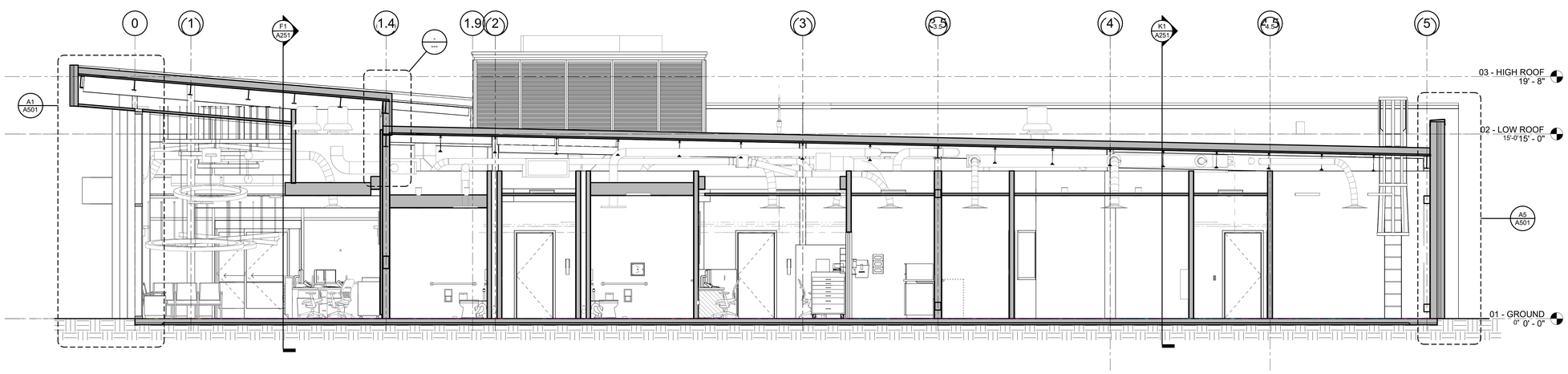

A1 BUILDING SECTION 001

A251 | 1/4" = 1'-0" | A1/ A100

KEY PLAN

N

CDH ARCHITECTURE

3330 Cumberland Blvd. SE
Suite 100
Atlanta, GA 30339
770.423.0016
www.cdhpartners.com

COPYRIGHT © 2025 by CDH PARTNERS INC.
All rights reserved.

GRADY HEALTH SYSTEM

GRADY ESTORIA URGENT CARE

Corner of Memorial Drive & Estoria Street
Atlanta GA 30316

PROJECT NO: 25132.00

00	DD PACKAGE	12/18/25

NOT ISSUED FOR CONSTRUCTION

SHEET TITLE

BUILDING SECTIONS

SHEET NUMBER

A251

12/19/2025 3:17:54 PM

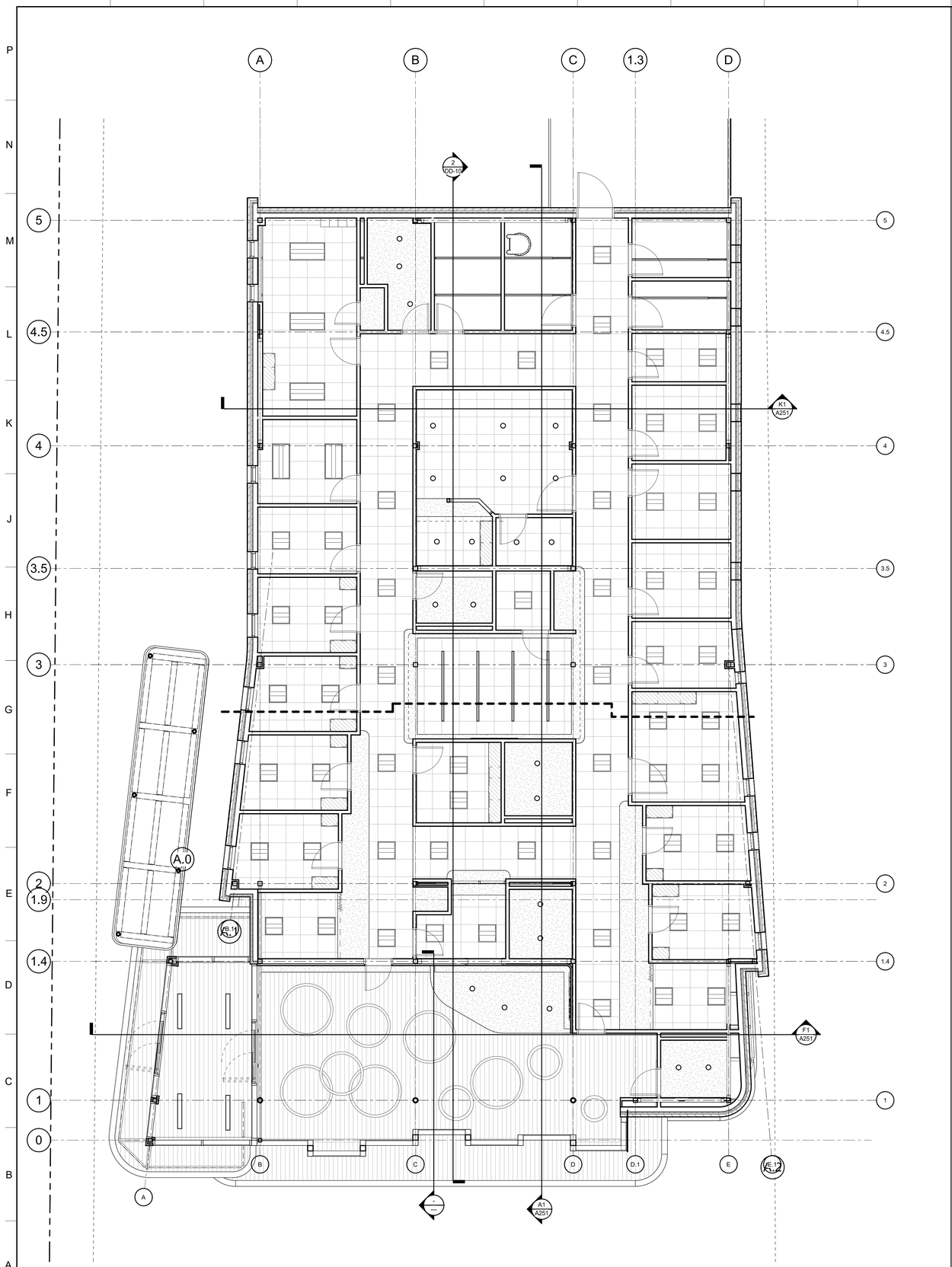

A1 LEVEL 100 REFLECTED CEILING PLAN

A400 | 3/16" = 1'-0" | 1/ A031

CEILING TYPE NOTES

X | X'-X"
CEILING TYPE
CEILING HEIGHT

A1	ARMSTRONG CANYON SQ 1490 SIZE: 24x24 GRID: PRELUDE XL COLOR: WHITE
A2	ARMSTRONG ULTIMA SQ 1910 SIZE: 24x24 GRID: PRELUDE XL COLOR: WHITE
G1	GYPSUM BOARD CEILING TYPE 1 - SEE A700 FOR PAINT
W1	RULON ENDURE LINEAR 9X0 EL900 WITH INTEGRATED SPACER, SQUARE EDGE

REFLECTED CEILING PLAN LEGEND

- EXISTING CEILING TO REMAIN
- 2 x 2 ACOUSTICAL LAY IN CEILING SYSTEM
- PAINTED GYPSUM BOARD CEILING
- LINEAR WOOD PLANK CEILING
- HATCH INDICATES LOCATION OF PARTIAL CEILING TILES
- SOFFIT ABOVE WALL CABINET
- CEILING ACCESS PANEL
- C.J. CONTROL JOINT
- SCONCE
- PENDANT MOUNTED FIXTURE
- RECESSED DOWNLIGHT
- 2' x 4' LAY-IN LIGHT FIXTURE
- 2' x 2' LAY-IN LIGHT FIXTURE
- STRIP FIXTURE
- CEILING FAN
- S FIRE ALARM SPEAKER
- EXIT SIGN
- EXIIT SIGN- WALL MOUNTED
- EXIT SIGN/ EMERGENCY LIGHT WALL MOUNTED
- WALL MOUNTED EMERGENCY LIGHT
- HVAC RETURN OR EXHAUST FAN
- HVAC SUPPLY AIR DIFFUSER
- LINEAR AIR DIFFUSER

GENERAL NOTES

A. REFLECTED CEILING PLANS MAY NOT SHOW FULL EXTENT OF LIGHTING , MECHANICAL PENETRATIONS OR REQUIRED ACCESS PANELS. REFER TO ENGINEERING DISCIPLINE DRAWINGS FOR ADDITIONAL INFORMATION.

B. ALL LIGHT FIXTURES, DIFFUSER, SPRINKLER HEADS, ETC. IN ACOUSTICAL LAY-IN CEILING S SHALL BE LOCATED IN THE CENTER OF THE CEILING, UNLESS NOTED OTHERWISE.

C. ALL SPRINKLER HEADS IN GYP. BD. CEILING SHALL BE CONCEALED SPRINKLER HEADS. SPRINKLER HEAD COVERS TO MATCH COLOR OF ADJACENT SURFACE.

D. REFER TO E001 FOR LIGHT FIXTURE TYPES.

E. ALL MECH. AND PLUMBING PIPING AND EQUIPMENT TO BE INSTALLED WITHIN THE BAR JOIST WHERE POSSIBLE.

F. ALL GYP. SOFFIT OVER MILLWORK TO MATCH WALL IN WHICH IT OCCURS.

KEY PLAN

N

CDH ARCHITECTURE
3330 Cumberland Blvd. SE
Suite 100
Atlanta, GA 30339
770.423.0016
www.cdhpartners.com

COPYRIGHT © 2025 by CDH PARTNERS INC.
All rights reserved.

GRADY HEALTH SYSTEM

GRADY ESTORIA URGENT CARE

Corner of Memorial Drive & Estoria Street
Atlanta GA 30316

PROJECT NO: 25132.00

DD	DD PACKAGE	12/18/25

NOT ISSUED FOR CONSTRUCTION

SHEET TITLE
REFLECTED CEILING PLAN

SHEET NUMBER
A400

12/19/2025 3:17:57 PM

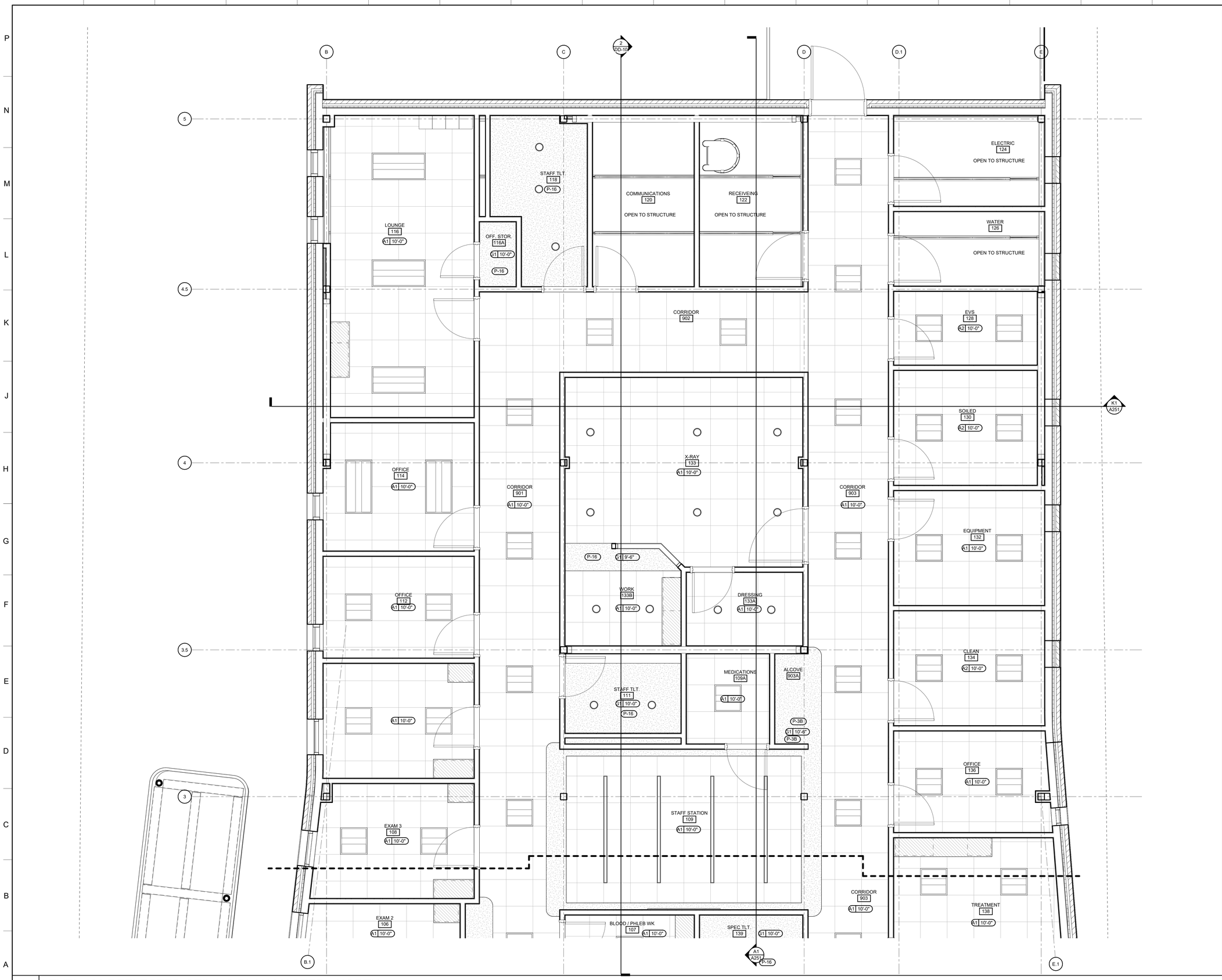

CEILING TYPE NOTES

X X'-X"
CEILING TYPE
CEILING HEIGHT

A1	ARMSTRONG CANYON SQ 1490 SIZE: 24x24 GRID: PRELUDE XL COLOR: WHITE
A2	ARMSTRONG ULTIMA SQ 1910 SIZE: 24x24 GRID: PRELUDE XL COLOR: WHITE
G1	GYPSUM BOARD CEILING TYPE 1 - SEE A700 FOR PAINT
W1	RULON ENDURE LINEAR 9X0 EL900 WITH INTEGRATED SPACER, SQUARE EDGE

REFLECTED CEILING PLAN LEGEND

- EXISTING CEILING TO REMAIN
- 2 x 2 ACOUSTICAL LAY IN CEILING SYSTEM
- PAINTED GYPSUM BOARD CEILING
- LINEAR WOOD PLANK CEILING
- HATCH INDICATES LOCATION OF PARTIAL CEILING TILES
- SOFFIT ABOVE WALL CABINET
- CEILING ACCESS PANEL
- C.J. CONTROL JOINT
- SCONCE
- PENDANT MOUNTED FIXTURE
- RECESSED DOWNLIGHT
- 2' x 4' LAY-IN LIGHT FIXTURE
- 2' x 2' LAY-IN LIGHT FIXTURE
- STRIP FIXTURE
- CEILING FAN
- S FIRE ALARM SPEAKER
- EXIT SIGN
- EXIIT SIGN- WALL MOUNTED
- EXIT SIGN/ EMERGENCY LIGHT WALL MOUNTED
- WALL MOUNTED EMERGENCY LIGHT
- HVAC RETURN OR EXHAUST FAN
- HVAC SUPPLY AIR DIFFUSER
- LINEAR AIR DIFFUSER

CDH ARCHITECTURE
3330 Cumberland Blvd. SE
Suite 100
Atlanta, GA 30339
770.423.0016
www.cdhpartners.com

COPYRIGHT © 2025 by CDH PARTNERS INC.
All rights reserved.

GRADY HEALTH SYSTEM

GRADY ESTORIA URGENT CARE

Corner of Memorial Drive & Estoria Street
Atlanta GA 30316

PROJECT NO: 25132.00

DD	DD PACKAGE	12/18/25

NOT ISSUED FOR CONSTRUCTION

SHEET TITLE
ENLARGED CEILING PLAN

SHEET NUMBER
A431

A1 LEVEL 100 REFLECTED CEILING PLAN MASTER - NORTH

A431 | 3/8" = 1'-0" | 1/ A031

12/19/2025 3:17:59 PM

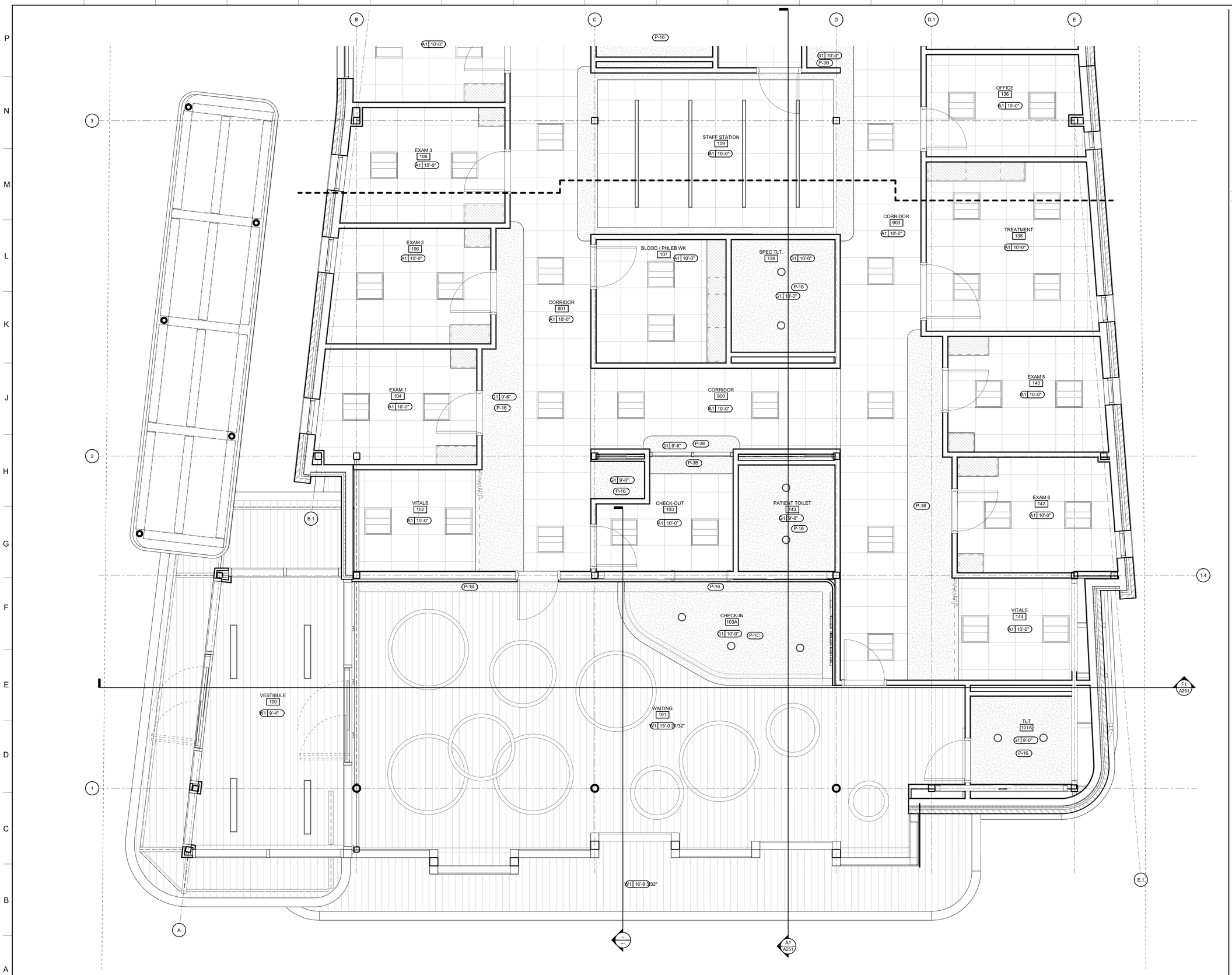

CEILING TYPE NOTES

X / X'-X"	CEILING TYPE / CEILING HEIGHT
A1	ARMSTRONG CANYON SQ 1490 SIZE: 24x24 GRID: PRELUDE XL COLOR: WHITE
A2	ARMSTRONG ULTIMA SQ 1910 SIZE: 24x24 GRID: PRELUDE XL COLOR: WHITE
G1	GYPSUM BOARD CEILING TYPE 1 - SEE A700 FOR PAINT
W1	RULON ENDURE LINEAR 9X0 EL900 WITH INTEGRATED SPACER, SQUARE EDGE

REFLECTED CEILING PLAN LEGEND

- EXISTING CEILING TO REMAIN
- 2 x 2 ACOUSTICAL LAY IN CEILING SYSTEM
- PAINTED GYPSUM BOARD CEILING
- LINEAR WOOD PLANK CEILING
- HATCH INDICATES LOCATION OF PARTIAL CEILING TILES
- SOFFIT ABOVE WALL CABINET
- CEILING ACCESS PANEL
- C.J. CONTROL JOINT
- SCONCE
- PENDANT MOUNTED FIXTURE
- RECESSED DOWNLIGHT
- 2' x 4' LAY-IN LIGHT FIXTURE
- 2' x 2' LAY-IN LIGHT FIXTURE
- STRIP FIXTURE
- CEILING FAN
- FIRE ALARM SPEAKER
- EXIT SIGN
- EXIIT SIGN- WALL MOUNTED
- EXIT SIGN/ EMERGENCY LIGHT WALL MOUNTED
- WALL MOUNTED EMERGENCY LIGHT
- HVAC RETURN OR EXHAUST FAN
- HVAC SUPPLY AIR DIFFUSER
- LINEAR AIR DIFFUSER

CDH ARCHITECTURE
3330 Cumberland Blvd. SE
Suite 100
Atlanta, GA 30339
770.423.0016
www.cdhpartners.com

COPYRIGHT © 2025 by CDH PARTNERS INC.
All rights reserved.

GRADY HEALTH SYSTEM

GRADY ESTORIA URGENT CARE

Corner of Memorial Drive & Estoria Street
Atlanta GA 30316

PROJECT NO: 25132.00

DD	DD PACKAGE	12/18/25

NOT ISSUED FOR CONSTRUCTION

SHEET TITLE
ENLARGED CEILING PLAN

SHEET NUMBER
A432

A1 LEVEL 100 REFLECTED CEILING PLAN MASTER - SOUTH

A432 | 3/8" = 1'-0" | 1/ A031

12/19/2025 3:18:02 PM

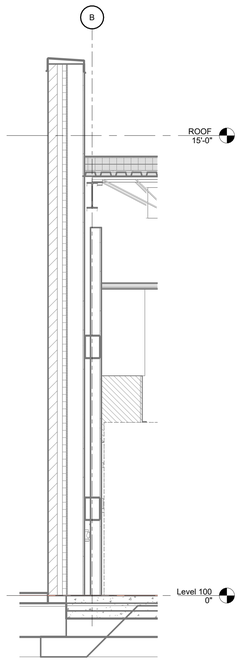

H1 WALL SECTION 01

A501 | 1/2" = 1'-0" | K1/ A251

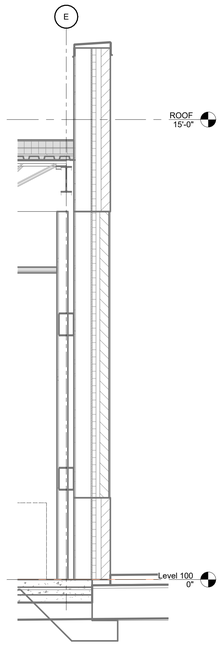

H4 WALL SECTION 02

A501 | 1/2" = 1'-0" | K1/ A251

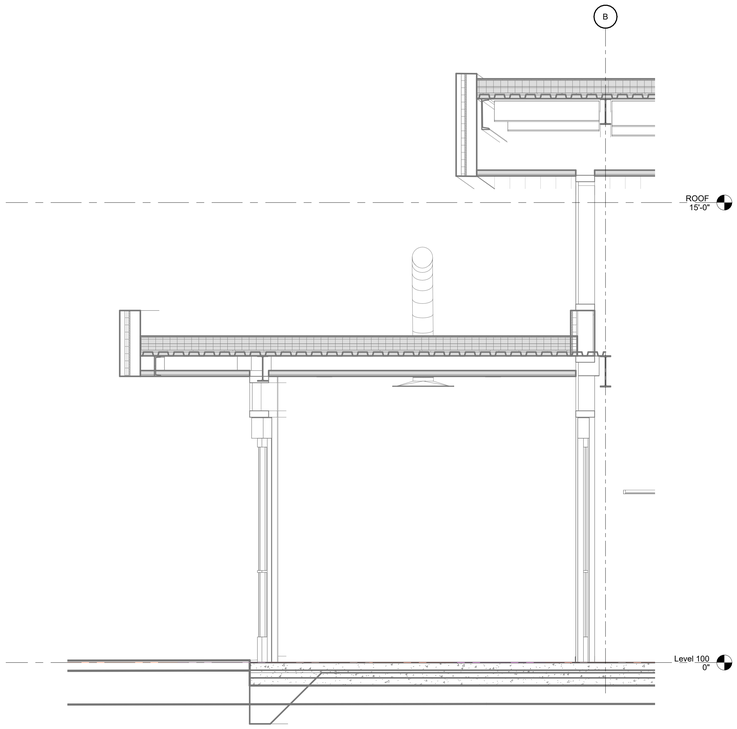

H7 WALL SECTION 03

A501 | 1/2" = 1'-0" | F1/ A251

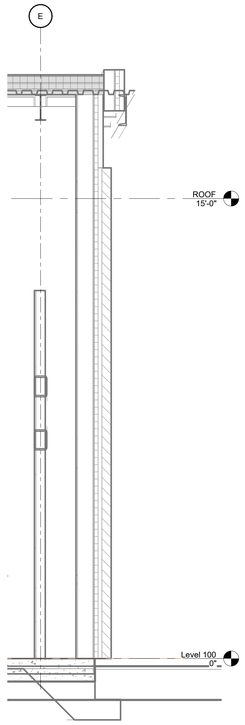

H14 WALL SECTION 04

A501 | 1/2" = 1'-0" | F1/ A251

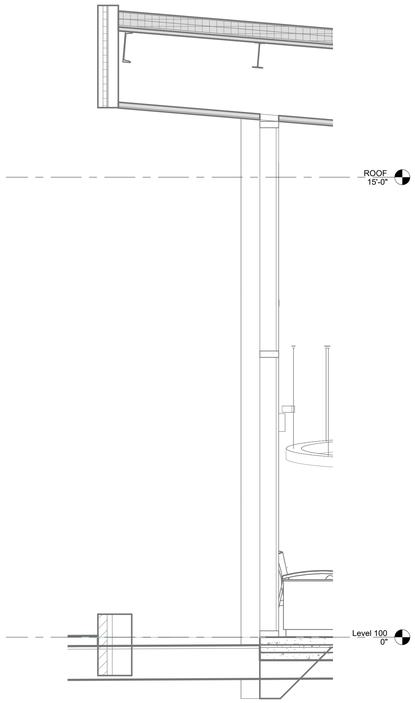

A1 WALL SECTION 05

A501 | 1/2" = 1'-0" | A1/ A251

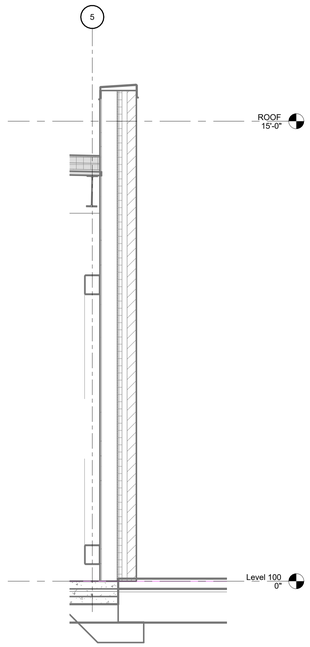

A5 WALL SECTION 06

A501 | 1/2" = 1'-0" | A1/ A251

KEYNOTE LEGEND

KEY PLAN

N

CDH ARCHITECTURE
3330 Cumberland Blvd. SE
Suite 100
Atlanta, GA 30339
770.423.0016
www.cdhpartners.com

COPYRIGHT © 2025 by CDH PARTNERS INC.
All rights reserved.

GRADY HEALTH SYSTEM

GRADY ESTORIA URGENT CARE

Corner of Memorial Drive & Estoria Street
Atlanta GA 30316

PROJECT NO: 25132.00

DD	DD PACKAGE	12/18/25

NOT ISSUED FOR CONSTRUCTION

SHEET TITLE

WALL SECTIONS

SHEET NUMBER

A501

12/19/2025 3:18:56 PM

ALL VERTICAL MILLWORK TO BE PL-1
ALL COUNTERTOPS, BACKSPLASH AND SIDESPLASH TO BE SS-1

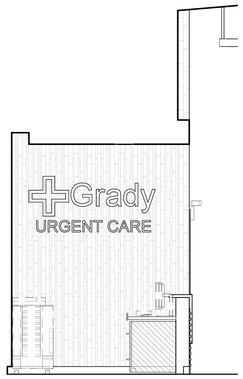

K1 CHECK-IN A
A601 3/8" = 1'-0" A1/ A130

ALL VERTICAL MILLWORK TO BE PL-1
ALL COUNTERTOPS, BACKSPLASH AND SIDESPLASH TO BE SS-1

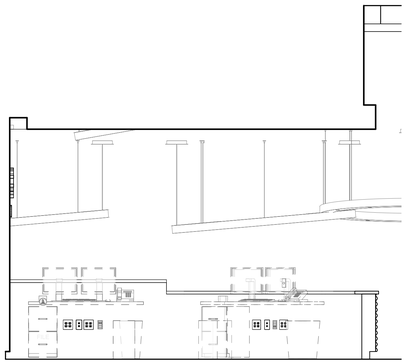

K4 CHECK-IN B
A601 3/8" = 1'-0" A1/ A130

ALL VERTICAL MILLWORK TO BE PL-1
ALL COUNTERTOPS, BACKSPLASH AND SIDESPLASH TO BE SS-1

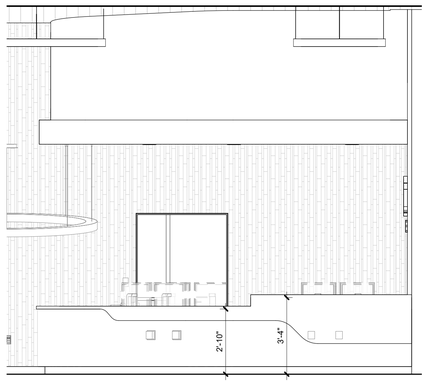

K8 CHECK-IN C
A601 3/8" = 1'-0" A1/ A130

ALL VERTICAL MILLWORK TO BE PL-1
ALL COUNTERTOPS, BACKSPLASH AND
SIDESPLASH TO BE SS-1

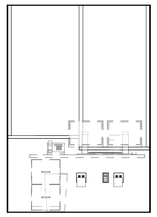

K12 CHECK OUT
A601 3/8" = 1'-0" A1/ A130

ALL VERTICAL MILLWORK TO BE PL-1
ALL COUNTERTOPS, BACKSPLASH AND SIDESPLASH TO BE SS-1

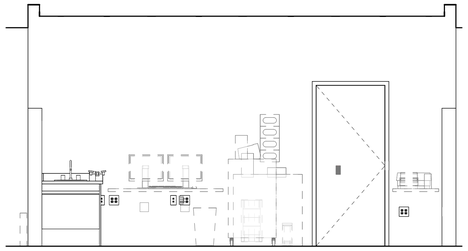

K14 STAFF STATION A
A601 3/8" = 1'-0" A1/ A130

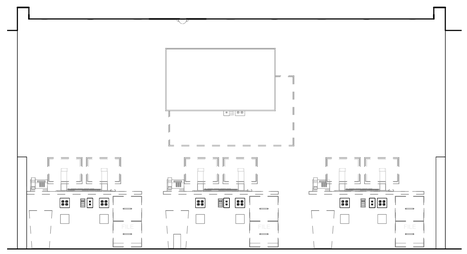

F1 STAFF STATION B
A601 3/8" = 1'-0" A1/ A130

ALL VERTICAL MILLWORK TO BE PL-1
ALL COUNTERTOPS, BACKSPLASH AND
SIDESPLASH TO BE SS-1

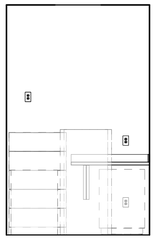

F5 MEDICATIONS A
A601 3/8" = 1'-0" A1/ A131

ALL VERTICAL MILLWORK TO BE PL-1
ALL COUNTERTOPS, BACKSPLASH AND SIDESPLASH TO BE SS-1

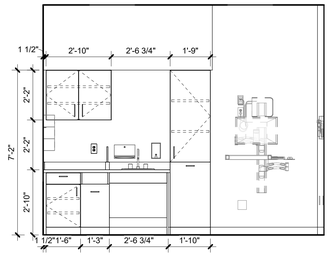

F7 TREATMENT
A601 3/8" = 1'-0" A1/ A130

ALL VERTICAL MILLWORK TO BE PL-1
ALL COUNTERTOPS, BACKSPLASH AND SIDESPLASH TO BE SS-1

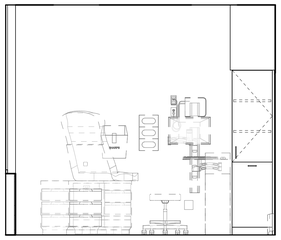

F10 TYP. EXAM A
A601 3/8" = 1'-0" A1/ A131

ALL VERTICAL MILLWORK TO BE PL-1
ALL COUNTERTOPS, BACKSPLASH AND SIDESPLASH TO BE SS-1

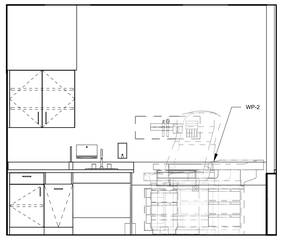

F13 TYP. EXAM B
A601 3/8" = 1'-0" A1/ A131

ALL VERTICAL MILLWORK TO BE PL-1
ALL COUNTERTOPS, BACKSPLASH AND
SIDESPLASH TO BE SS-1

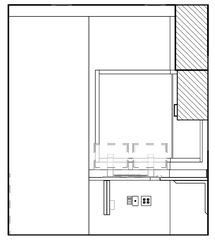

F16 WORK A
A601 3/8" = 1'-0" A1/ A131

ALL VERTICAL MILLWORK TO BE PL-1
ALL COUNTERTOPS, BACKSPLASH AND SIDESPLASH TO BE SS-1

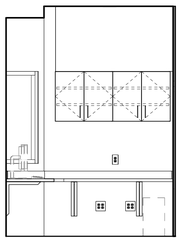

A1 WORK B
A601 3/8" = 1'-0" A1/ A131

ALL VERTICAL MILLWORK TO BE PL-1
ALL COUNTERTOPS, BACKSPLASH AND SIDESPLASH TO BE SS-1

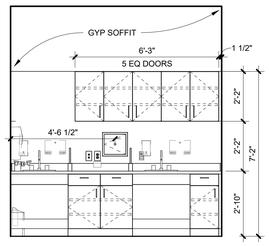

A4 BLOOD / PHLEB WK
A601 3/8" = 1'-0" A1/ A130

ALL VERTICAL MILLWORK TO BE PL-1
ALL COUNTERTOPS, BACKSPLASH AND SIDESPLASH TO BE SS-1

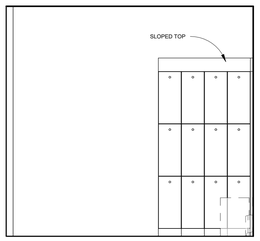

A7 LOUNGE A
A601 3/8" = 1'-0" A1/ A131

ALL VERTICAL MILLWORK TO BE PL-1
ALL COUNTERTOPS, BACKSPLASH AND SIDESPLASH TO BE SS-1

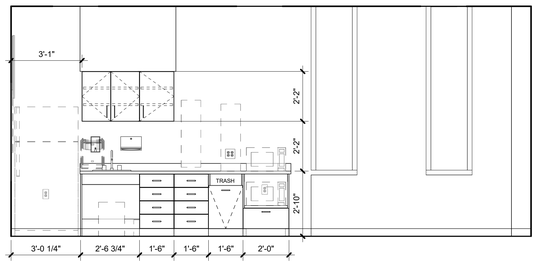

A10 LOUNGE B
A601 3/8" = 1'-0" A1/ A131

ALL VERTICAL MILLWORK TO BE PL-1
ALL COUNTERTOPS, BACKSPLASH AND SIDESPLASH TO BE SS-1

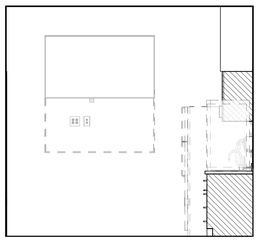

A15 LOUNGE C
A601 3/8" = 1'-0" A1/ A131

KEY PLAN

N

CDH ARCHITECTURE
3330 Cumberland Blvd. SE
Suite 100
Atlanta, GA 30339
770.423.0016
www.cdhpartners.com

COPYRIGHT © 2025 by CDH PARTNERS INC.
All rights reserved.

GRADY HEALTH SYSTEM
GRADY ESTORIA URGENT CARE
Corner of Memorial Drive & Estoria Street
Atlanta GA 30316

PROJECT NO: 25132.00

00	DD PACKAGE	12/18/25

NOT ISSUED FOR CONSTRUCTION

SHEET TITLE
MILLWORK AND INTERIOR ELEV.

SHEET NUMBER
A601

12/19/2025 3:18:12 PM

KEYNOTE LEGEND

064116	SECTION 064116 - PLASTIC-LAMINATE-FACED ARCHITECTURAL CABINETS
064116.B02	PARTICLEBOARD CORE
064116.B03	SOFTWOOD PLYWOOD CORE
064116.E01	CABINET HARDWARE AND ACCESSORIES
066500.A00	SOLID POLYMER FABRICATIONS
066500.A03	UNDERMOUNT SINKS/BOWL

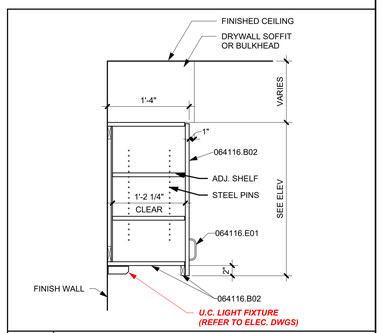

G15 UPPER CABINET
A651 1" = 1'-0"

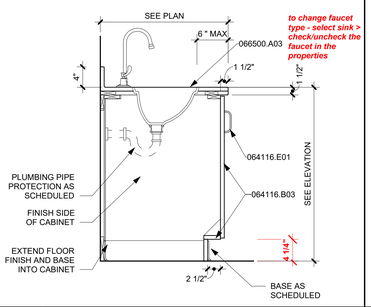

D9 BASE CABINET
A651 1" = 1'-0"

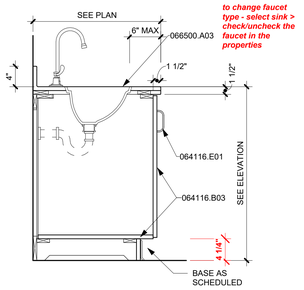

D12 BASE CABINET
A651 1" = 1'-0"

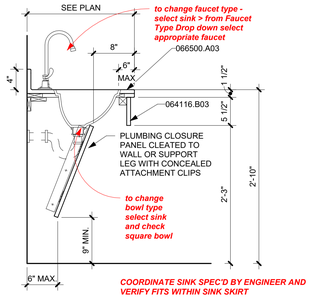

D15 LAVATORY- SINK SKIRT
A651 1" = 1'-0"

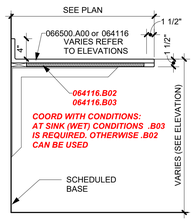

A9 SECTION
A651 1" = 1'-0"

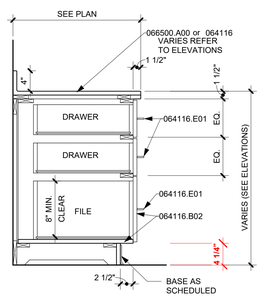

A12 BASE CABINET
A651 1" = 1'-0"

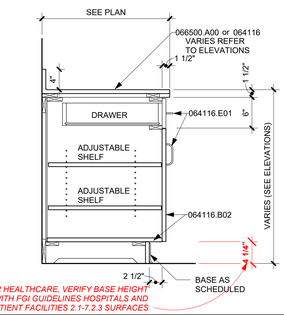

A15 BASE CABINET
A651 1" = 1'-0"

CDH ARCHITECTURE
3330 Cumberland Blvd. SE
Suite 100
Atlanta, GA 30339
770.423.0016
www.cdhpartners.com

COPYRIGHT © 2025 by CDH PARTNERS INC.
All rights reserved.

GRADY HEALTH SYSTEM

GRADY ESTORIA URGENT CARE

Corner of Memorial Drive & Estoria Street
Atlanta GA 30316

PROJECT NO: 25132.00

00	DD PACKAGE	12/18/25

NOT ISSUED FOR CONSTRUCTION

SHEET TITLE
MILLWORK DETAILS & SECTIONS

SHEET NUMBER
A651

12/19/2025 3:18:13 PM

FINISH SCHEDULE_

SCHEDULED MATERIALS AND FINISHES SHALL BE USED FOR BASIS OF DESIGN U.N.O.

CODE	ITEM	MANUFACTERER	STYLE	COLOR	DIVISION	FINISH NOTES/ REMARKS	SPECIFICATION
DIVISION 03 - CONCRETE							
SC-1	SEALED CONCRETE	SHERWIN WILLIAMS	ARMORSEAL WATER BASED EPOXY FLOORING COATING	SHERWIN WILLIAMS COLOR SWXXXX	DIVISION 03 - CONCRETE		8100 SATIN FINISH
DIVISION 06 - WOODS, PLASTICS & COMPOSITES							
AP-1	ACRYLIC PANEL	3-FORM	LINEA	AZURE	DIVISION 06 - WOODS, PLASTICS & COMPOSITES	PROVIDE 3-FORM HARDWARE - FRAMELESS TOP AND BOTTOM CHANNELS. 200.25	1/2" THICK, SANDSTONE FINISH ON FRONT AND BACK.
PL-1	PLASTIC LAMINATE	WILSONART	7985-38	MORELIA MANGO	DIVISION 06 - WOODS, PLASTICS & COMPOSITES	BASE CABINETS	FINE VELVET FINISH
SS-1	SOLID SURFACE	LX HAUSYS	HI MACS	ARCTIC GRANITE, G034	DIVISION 06 - WOODS, PLASTICS & COMPOSITES	COUNTERTOPS, BACKSPLASH AND SIDESPLASH	FINE VELVET FINISH
DIVISION 09 - BASE & TRANSITIONS							
EBTB-1	EPOXY WALL BASE	STONHARD	ERF	GLACIER PEAK, SMALL FLAKES, TOP COAT HIGH TRAFFIC URETHANE	DIVISION 09 - BASE & TRANSITIONS	BRIAN MASTAY@STONHARD.COM, BMASTAY@STONHARD.COM	4" HIGH
MT-1	METAL FLOOR TRANSITION STRIP	SCHLUTER	SCHENE	STAINLESS STEEL	DIVISION 09 - BASE & TRANSITIONS		HEIGHT TO MATCH MATERIAL THICKNESS. INTSTALL PER MANUFACTURERS INSTRUCTIONS.
MT-2	METAL EDGE TRIM	SCHLUTER	JOLLY	SATIN ANNODIZED ALUMINUM	DIVISION 09 - BASE & TRANSITIONS		HEIGHT TO MATCH MATERIAL THICKNESS. INTSTALL PER MANUFACTURERS INSTRUCTIONS.
PTB-1	PORCELAIN TILE	TRINITY TILE	SOLENE	DARK GREY, TEXTURED	DIVISION 09 - BASE & TRANSITIONS	ELIZABETH CHAMBLEY, ECHAMBLEY@TRINITY SURFACES.COM, 770-856-5139	3" X 24" BULLNOSE
RSB-1	RUBBER SHEET FLASH COVE BASE	NORA	SENTICA	SNOW DAY 6520	DIVISION 09 - BASE & TRANSITIONS	CANDICE CRAIG. 470.676.1520, CANDICE.CRAIG@INTERFACE.COM	6" FLASH COVE BASE. HEAT WELD SEAMS. INSTALL WITH COORDINATING WELD ROD. COLOR: 6520, USE ADHESIVES RECOMMENDED BY MANUFACTURER FOR SUBSTRATE CONDITIONS. THICKNESS 3MM
VB-4	VINYL WALL BASE	TARKETT	COVE BASE	32 PEBBLE	DIVISION 09 - BASE & TRANSITIONS	LENNIE ROWAN, 404.428.5210, LENNIE.ROWAN@TARKETT.COM	4" HIGH, CONTINUOUS ROLLS. FIELD FORMED INSIDE AND OUTSIDE CORNERS.
WB-1	WALL BASE	TARKETT	MILLWORK - MANDALAY	32 PEBBLE	DIVISION 09 - BASE & TRANSITIONS	LENNIE ROWAN, 404.428.5210, LENNIE.ROWAN@TARKETT.COM	4" HIGH
DIVISION 09 - FLOORS							
CPT-01	WALK OFF CARPET TILE	J & J	INCOGNITO	1841 INTELLIGENCE	DIVISION 09 - FLOORS	MT-1 AT TILE/CARPET TRANSITION	24 X 24
ERF-1	EPOXY RESIN FLOORING	STONHARD	ERF	GLACIER PEAK, SMALL FLAKES, TOP COAT HIGH TRAFFIC URETHANE	DIVISION 09 - FLOORS	BRIAN MASTAY@STONHARD.COM, BMASTAY@STONHARD.COM	PROVIDE WATERROOFING AND CRACK SUPPRESSION MEMBRANES PER MANUFACTURER'S RECOMMENDATIONS. UTILIZE SEALANT AND SECOND SEALER COAT. AT DESIGN/COLOR AND CONTROL JOINTS PER STRIPS AT THRESHOLDS TO DISSIMILAR MATERIALS PER MANUFACTURER'S SPECIFICATIONS.
LVT-1	LUXURY VINYL TILE	SHAW CONTRACT	COVE, 0920V	GESSO, 27520	DIVISION 09 - FLOORS		9 X 48, 20 MIL
LVT-2	LUXURY VINYL TILE	SHAW CONTRACT	COVE, 0920V	CASTER, 27518	DIVISION 09 - FLOORS		9 X 48, 20 MIL
RS-1	RUBBER SHEET FLOORING	NORA	SENTICA	SNOW DAY 6520	DIVISION 09 - FLOORS	CANDICE CRAIG. 470.676.1520, CANDICE.CRAIG@INTERFACE.COM	HEAT WELD SEAMS. INSTALL WITH COORDINATING WELD ROD. COLOR: 6520, USE ADHESIVES RECOMMENDED BY MANUFACTURER FOR SUBSTRATE CONDITIONS. THICKNESS 3MM, 12 M X 1.22M (39.37FT. X 48")
DIVISION 09 - PAINT & WALLCOVERING							
P-1	FIELD WALL PAINT	SHERWIN WILLIAMS	SW7009	PEARLY WHITE	DIVISION 09 - PAINT & WALLCOVERING	EG SHELL	
P-1A	FIELD CEILING PAINT-EPOXY	SHERWIN WILLIAMS	SW7009	PEARLY WHITE	DIVISION 09 - PAINT & WALLCOVERING	EG SHELL FINISH	
P-1B	TRIM PAINT (HOLLOW METAL FRAMES)	SHERWIN WILLIAMS	SW7009	PEARLY WHITE	DIVISION 09 - PAINT & WALLCOVERING	SEMI-GLOSS	
P-1C	TRIM PAINT (HOLLOW METAL FRAMES)	SHERWIN WILLIAMS	SW7009	PEARLY WHITE	DIVISION 09 - PAINT & WALLCOVERING	FLAT	
P-3A	CEILING ACCENT PAINT	SHERWIN WILLIAMS	SW6324	UNCERTAIN GRAY	DIVISION 09 - PAINT & WALLCOVERING	EG SHELL	
P-3B	CEILING ACCENT PAINT	SHERWIN WILLIAMS	SW6324	UNCERTAIN GRAY	DIVISION 09 - PAINT & WALLCOVERING	FLAT	
P-7	ACCENT PAINT	SHERWIN WILLIAMS	SW9062	BLUEBIRD FEATHER	DIVISION 09 - PAINT & WALLCOVERING	EG-SHELL	
P-16	CEILING PAINT	SHERWIN WILLIAMS	SW7757	HIGH REFLECTIVE WHITE	DIVISION 09 - PAINT & WALLCOVERING	FLAT	
DIVISION 09 - TILE							
PT-1	PORCELAIN TILE	TRINITY TILE	SOLENE	DARK GREY	DIVISION 09 - TILE	ELIZABETH CHAMBLEY, ECHAMBLEY@TRINITY SURFACES.COM, 770-856-5139	12 X 24 RECTIFIED, TEXTURED
PT-2	PORCELAIN TILE	TRINITY TILE	SOLENE	LIGHT GREY	DIVISION 09 - TILE	ELIZABETH CHAMBLEY, ECHAMBLEY@TRINITY SURFACES.COM, 770-856-5139	12 X 24 RECTIFIED, TEXTURED
PT-3	PORCELAIN TILE	STONESOURCE	ISLAND STONE, RHYTHM	SANDSTONE MOSAIC	DIVISION 09 - TILE	KATHRYN SMITH, 678.429.2001, KATHRYN.A@STONESOURCE.COM	12 X 24 RECTIFIED, TEXTURED
DIVISION 10 - SPECIALTIES							
CC-1	CUBICLE CURTAINS & TRACK	ON THE RIGHT TRACK	DISPOSABLE CURTAIN	TRELLIS - GREY	DIVISION 10 - SPECIALTIES		INSTALL WITH SNAP ON PANELS PER SPECIFICATIONS. MATCH HOSPITAL STANDARDS IN ALL RESPECTS.
CG-1	CORNER GUARD	CS ACROVYN	4000 GUARD SM-20N	933 MISSION WHITE	DIVISION 10 - SPECIALTIES	FULL HEIGHT	3" 90 DEGREE
CG-2	CORNER GUARD	CS ACROVYN	4000 GUARD SSM-25N	933 MISSION WHITE	DIVISION 10 - SPECIALTIES	FULL HEIGHT	2" WALL END CAP
CG-3	CORNER GUARD	CS ACROVYN	4000 GUARD SM-25MIN	933 MISSION WHITE	DIVISION 10 - SPECIALTIES	FULL HEIGHT	135 DEGREE ANGLE
WP-1	WALL PROTECTION	INPRO CORPORATION	BIOPRISM SOLID SURFACE	BRIGHT WHITE P9011	DIVISION 10 - SPECIALTIES	FULL HEIGHT	
DIVISION 12 - FURNISHINGS							
RS-1	ROLLER SHADES - SINGLE	MECHO SHADE	MECH 7 SHADE SYSTEM, MANUAL	FABRIC - 3%OPENNESS, SOHO 1601 CROSBY	DIVISION 12 - FURNISHINGS		FASCIA TBD., PROVIDE ENDCAPS, TYP.
RS-2	ROLLER SHADES - DUAL	MECHO SHADE	MECH 7 SHADE SYSTEM, MANUAL	FABRIC - 3%OPENNESS, SOHO 1601 CROSBY, CHELSEA BLACKOUT 0250 SERIES - 0285 PEARL (WHITE BACK)	DIVISION 12 - FURNISHINGS		FASCIA TBD., PROVIDE ENDCAPS, TYP.

	FINISH NOTES
A	PROVIDE AP-1 PANELS ABOVE LOW WALL. SEE FINISH SCHEDULE FOR MATERIAL AND HARDWARE.
B	IN ALL EXAM ROOMS AND PROCEDURE ROOMS, PROVIDE 12" WALL PROTECTION BAND, WP-2, AROUND ROOM. REFER TO WA01. ALIGN WITH TOP OF BAND WITH TOP OF BACKSPLASH. TYPICAL.
C	PROVIDE CUBICLE TRACK AND DISPOSABLE CURTAIN, CC-1.
D	PROVIDE MIRROR AT EACH RESTROOM TO MATCH STANDARDS. SEE ACCESSORY SCHEDULE.
E	WHERE STONHARD EPOXY FLOOR MEETS LVT/RUBBER SHEET FLOORING. STONHARD TO USE PLASTIC STRIP TO PERFECT EDGE. REMOVE PLASTIC STRIP AFTER INSTALLATION.
F	ALL CLEAN, SOILED AND EVS ROOMS TO RECEIVE WA02. SEE WALL ASSEMBLIES.
G	ALL CORRIDORS TO RECIEVE WALL PROTECTION, WA03.
H	ALL OUTSIDE CORNERS TO RECEIVE CORNER GUARDS, CG-1. ALL END WALLS TO RECEIVE CG-2 CORNER GUARDS.
J	ALL EXAM ROOMS AND PROCEDURE ROOMS TO RECEIVE DUAL SHADES, RS-2.
K	ALL EXTERIOR WINDOWS TO RECEIVE SHADES, RS-1.

	INTERIOR GENERAL NOTES
1	NEW FINISHES ARE AS NOTED, ALL MATERIALS TO BE PURCHASED DIRECTLY FROM THE MANUFACTURER ONLY. ::NO SUBSTITUTE SOURCES OR PRODUCTS ALLOWED WITHOUT WRITTEN AUTHORIZATION FROM THE ARCHITECT OR THE INTERIOR DESIGNER:::
2	CONTRACTOR TO NOTIFY ARCHITECT OF ANY DISCREPANCIES THAT MAY AFFECT APPLICATION OF FINISHES, INCLUDING DISCONTINUED OR DELAYED MATERIALS PRIOR TO ANY PROCEEDINGS. NO SUBSTITUTIONS ALLOWED WITHOUT PRIOR ARCHITECT APPROVAL.
3	CONTRACTOR IS RESPONSIBLE FOR FIELD VERIFYING ALL DIMENSIONS, NOTIFY INTERIOR DESIGNER OF ANY DISCREPANCIES.
4	CONTRACTOR IS RESPONSIBLE FOR MAINTAINING CONDITION OF FINISHES SCHEDULED TO REMAIN. IN CASE ANY SUCH FINISHES BE DAMAGED DURING CONSTRUCTION, PATCH AND REPAIR TO THEIR ORIGINAL CONDITION.
5	ALL MATERIALS TO BE INSTALLED WITH METHODS AND PRODUCTS RECOMMENDED BY THE MANUFACTURER.
6	CONTRACTOR TO COORDINATE LOCATION OF GROMMETS IN MILLWORK WITH ARCHITECT OR INTERIOR DESIGNER PRIOR TO DRILLING. GROMMET COLOR TO MATCH SURFACE IN WHICH THEY APPEAR.
7	INSTALLER SHALL EXAMINE CONDITIONS OF SURFACES ON WHICH NEW FINISHES ARE TO BE INSTALLED. CONTRACTOR TO NOTIFY DESIGNER IMMEDIATELY OF ANY DEVIATIONS. BEGINNING OF WORK SHALL CONSTITUTE ACCEPTANCE OF SURFACES AS SATISFACTORY. PREPARE ALL SURFACES SCHEDULED TO RECEIVE NEW FINISHES TO BE SMOOTH, EVEN AND FREE OF IMPERFECTIONS.
8	CONTRACTOR TO APPROVE ALL NEW FINISHES AGAINST DEFECTS, IF ANY DEFECTS IN MATERIALS ARE FOUND, DO NOT PROCEED WITH INSALLATION. NOTIFY THE MANUFACTURER AND DESIGNER IMMEDIATELY.
9	EXTEND FINISHES INTO CLOSETS U.N.O.
10	STAIN ALL STAIN-GRADE DOORS AND FRAMES PER DOOR SCHEDULE; STAINED DOORS & FRAMES TO BE FACTORY FINISHED U.N.O., PAINT HOLLOW METAL AND PAINT GRADE DOORS AND FRAMES SEMI-GLOSS :::SAME COLOR AS WALL IN WHICH IT OCCURS:::, U.N.O. PAINT STAIR STRINGERS P-X SEMIGLOSS FINISH, U.N.O.
11	ALL WALLS TO BE PAINTED EGGSHELL FINISH. ALL SOFFITS, HEADERS AND CEILINGS TO BE PAINTED FLAT FINISH. ALL PAINT GRADE MILLWORK AND TRIM TO BE PAINTED SEMI-GLOSS FINISH. ALL STAINED MILLWORK TO BE SATIN FINISH, U.N.O.
12	ALL ACCESS PANELS, GRILLS, ETC ON WALL OR CEILING IN SCOPE TO BE PRIMED AND PAINTED TO MATCH ADJACENT SURFACE COLOR.
13	SEE REFLECTED CEILING PLANS FOR DETAILS ON ALL AREAS WITH GYP BOARD CEILINGS AND FINISHES
14	ALL WALLS IN JANITOR CLOSETS, RESTROOMS, & SOILED UTILIY ROOMS TO BE EPOXY PAINT EGGSHELL FINISH UNLESS NOTED OTHERWISE.
15	CONSULT WITH DESIGNER ON ANY WALL BASE OR FLOOR FINISH TRANSITION ISSUE PRIOR TO ANY WORK.
16	INSTALL VCT MONOLITHIC, UNLESS NOTED OTHERWISE.
17	EPOXY GROUT TO BE USED WITH ALL TILE THROUGHOUT SCOPE OF WORK. A GROUT RELEASE IS TO BE USED ON ENTIRE SURFACE PRIOR TO INSTALLING EPOXY GROUT, U.N.O.
18	SUBMIT FLOORING SEAMING DIAGRAMS TO DESIGNER PRIOR TO ORDERING THE MATERIAL AND DOING THE WORK.
19	ALL FLOOR COVERING TRANSITIONS AT DOORS SHALL OCCUR UNDER CENTERLINE OF DOOR, U.N.O.
20	PROVIDE FLOOR TRANSITIONS WHERE NOTED ON PLAN AND REFER TO TRANSITION DETAILS. FEATHER FLOOR WHERE DIFFERENT FLOOR TYPES AND HEIGHTS OCCUR FOR A FLUSH TRANSITION.
21	CAULK/SILICON ALL MILLWORK WHERE IT MEETS WALL. CAULK/SILICON WALLCOVERING WHERE IT MEETS DOOR/WINDOW FRAMES. CAULK VCT OR SHEET VINYL AT DOOR FRAMES.
22	CONTRACTOR TO COORDINATE WITH OWNER FOR KEYING REQUIREMENTS FOR ALL MILLWORK LOCKS.
23	CONTRACTOR TO USE EPOXY FLOOR ADHESIVE WHERE NOTED ON PLANS.
24	ALL SWITCH PLATES AND RECEPTACLE COVERS TO BE STAINLESS STEEL. ALL DEVICES TO BE GRAY.
25	CONTRACTOR TO WALK SITE WITH OWNER TO CONFIRM ALL GROMMET LOCATIONS PRIOR TO DRILLING. REFER TO DRAWINGS FOR PROPOSED LOCATIONS, TYPE & COLOR.
26	FLOORING ADHESIVES SUBMITTED FOR APPROVAL TO BE TYPE RECOMMENDED BY FLOORING MANUFACTURER IN ORDER TO MAINTAIN WARRANTIES.
27	LVT WOOD PATTERN FLOORING IS TO BE INSTALLED IN A RANDOM, STAGGERED PATTERN TO ACHEIVE NATURAL WOOD LOOK.
28	FINISH GRAPHIC PATTERNS ARE FOR DESIGN INTENT ONLY. PROVIDE MATERIAL LAYOUT SHOP DRAWINGS PER MANUFACTURERS RECOMMENDATIONS.
29	ALL ADHESIVES TO BE MANUFACTURED RECOMMENDED ADHESIVES.

A1 WA01 EXAM, PROCEDURE

A700 1/2" = 1'-0"

A2 WA02 EVS, CLEAN, SOILED

A700 1/2" = 1'-0"

SYMBOLS

WALL FINISH
FLOOR FINISH
WALL BASE
ACCENT WALLS
CORNER GUARD
FINISH NOTE

CDH ARCHITECTURE
3330 Cumberland Blvd. SE
Suite 100
Atlanta, GA 30339
770.423.0016
www.cdhpartners.com

COPYRIGHT © 2025 by CDH PARTNERS INC.
All rights reserved.

GRADY HEALTH SYSTEM

GRADY ESTORIA URGENT CARE

Corner of Memorial Drive & Estoria Street
Atlanta GA 30316

PROJECT NO: 25132.00

DD	DD PACKAGE	12/18/25

NOT ISSUED FOR CONSTRUCTION

SHEET TITLE

FINISH PLANS

SHEET NUMBER

A700

12/19/2025 3:18:14 PM

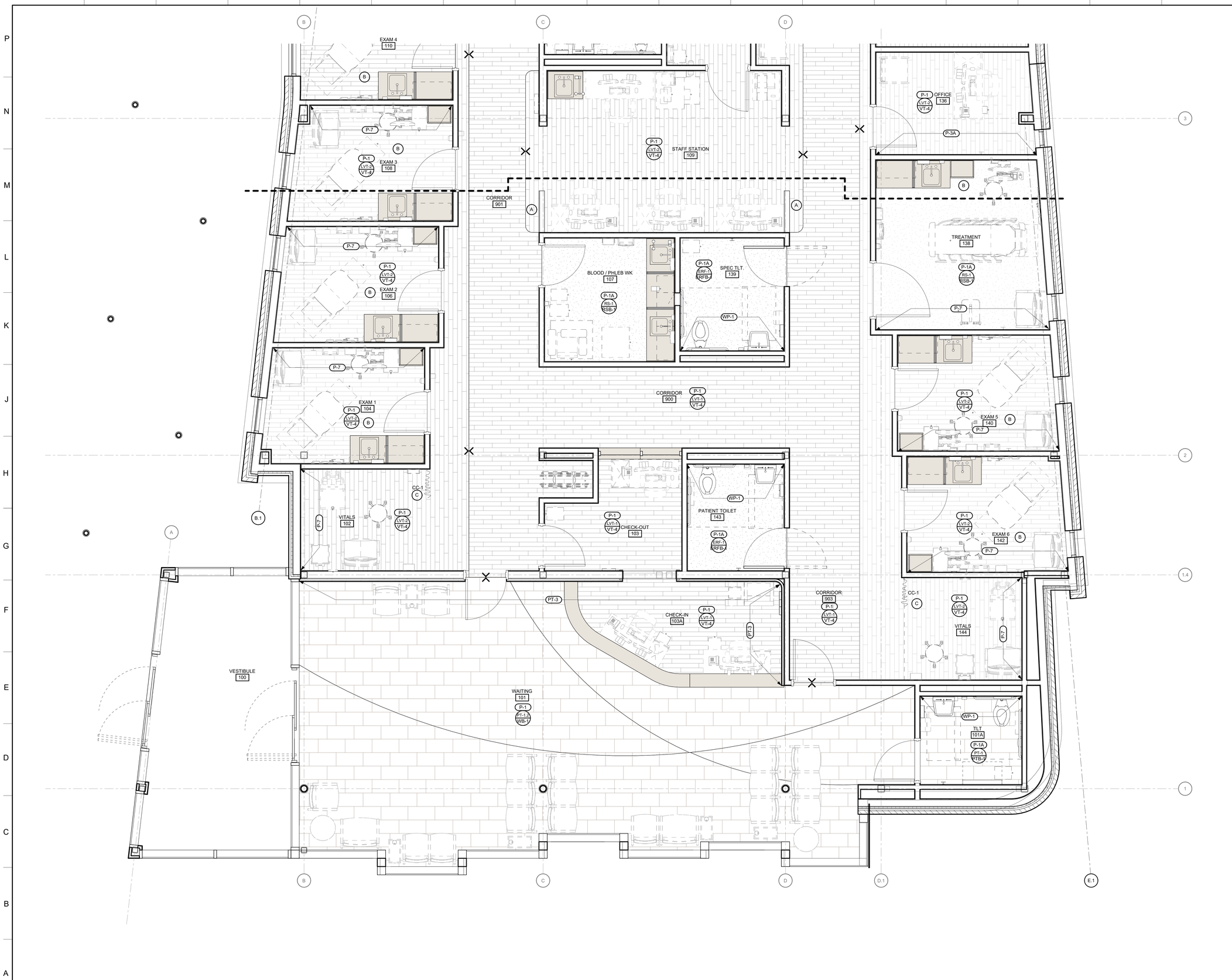

FINISH NOTES	
A	PROVIDE AP-1 PANELS ABOVE LOW WALL. SEE FINISH SCHEDULE FOR MATERIAL AND HARDWARE.
B	IN ALL EXAM ROOMS AND PROCEDURE ROOMS, PROVIDE 12" WALL PROTECTION BAND, WP-2, AROUND ROOM. REFER TO WA01. ALIGN WITH TOP OF BAND WITH TOP OF BACKSPLASH. TYPICAL.
C	PROVIDE CUBICLE TRACK AND DISPOSABLE CURTAIN, CC-1.
D	PROVIDE MIRROR AT EACH RESTROOM TO MATCH STANDARDS . SEE ACCESSORY SCHEDULE.
E	WHERE STONHARD EPOXY FLOOR MEETS LVT/RUBBER SHEET FLOORING, STONHARD TO USE PLASTIC STRIP TO PERFECT EDGE. REMOVE PLASTIC STRIP AFTER INSTALLATION.
F	ALL CLEAN, SOILED AND EVS ROOMS TO RECEIVE WA02 SEE WALL ASSEMBLIES.
G	ALL CORRIDORS TO RECIEVE WALL PROTECTION, WA03.
H	ALL OUTSIDE CORNERS TO RECEIVE CORNER GUARDS, CG-1. ALL END WALLS TO RECEIVE CG-2 CORNER GUARDS.
J	ALL EXAM ROOMS AND PROCEDURE ROOMS TO RECEIVE DUAL SHADES, RS-2.
K	ALL EXTERIOR WINDOWS TO RECEIVE SHADES, RS-1.

SYMBOLS

- WALL FINISH
- FLOOR FINISH / WALL BASE
- ACCENT WALLS
- CORNER GUARD
- FINISH NOTE

CDH ARCHITECTURE
3330 Cumberland Blvd. SE
Suite 100
Atlanta, GA 30339
770.423.0016
www.cdhpartners.com

COPYRIGHT © 2025 by CDH PARTNERS INC.
All rights reserved

GRADY HEALTH SYSTEM

GRADY ESTORIA URGENT CARE

Corner of Memorial Drive & Estoria Street
Atlanta GA 30316

PROJECT NO: 25132.00

00	DD PACKAGE	12/18/25

NOT ISSUED FOR CONSTRUCTION

SHEET TITLE

FINISH PLANS

SHEET NUMBER

A730

A1 LEVEL 100 ENLARGED FINISH PLAN SOUTH

A730 | 3/8" = 1'-0" | 1/ A031

12/19/2025 3:18:17 PM

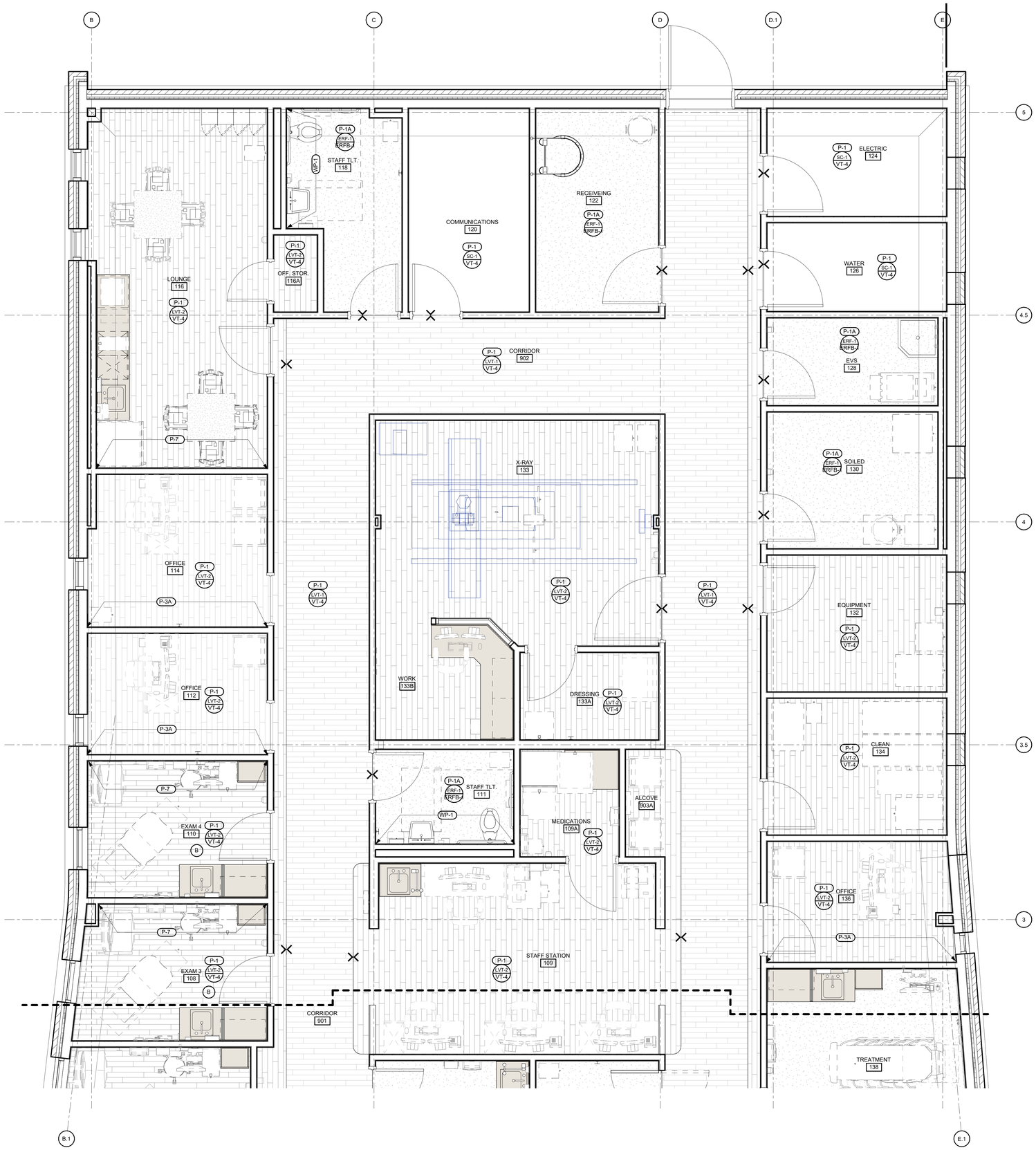

1	LEVEL 100 FLOOR PLAN NORTH Copy 1	
A731	3/8" = 1'-0"	1/ A031

FINISH NOTES

A	PROVIDE AP-1 PANELS ABOVE LOW WALL. SEE FINISH SCHEDULE FOR MATERIAL AND HARDWARE.
B	IN ALL EXAM ROOMS AND PROCEDURE ROOMS, PROVIDE 12" WALL PROTECTION BAND, WP-2, AROUND ROOM. REFER TO WA01. ALIGN WITH TOP OF BAND WITH TOP OF BACKSPLASH. TYPICAL.
C	PROVIDE CUBICLE TRACK AND DISPOSABLE CURTAIN, CC-1.
D	PROVIDE MIRROR AT EACH RESTROOM TO MATCH STANDARDS . SEE ACCESSORY SCHEDULE.
E	WHERE STONHARD EPOXY FLOOR MEETS LVT/RUBBER SHEET FLOORING, STONHARD TO USE PLASTIC STRIP TO PERFECT EDGE. REMOVE PLASTIC STRIP AFTER INSTALLATION.
F	ALL CLEAN, SOILED AND EVS ROOMS TO RECEIVE WA02 SEE WALL ASSEMBLIES.
G	ALL CORRIDORS TO RECIEVE WALL PROTECTION, WA03.
H	ALL OUTSIDE CORNERS TO RECEIVE CORNER GUARDS, CG-1. ALL END WALLS TO RECEIVE CG-2 CORNER GUARDS.
J	ALL EXAM ROOMS AND PROCEDURE ROOMS TO RECEIVE DUAL SHADES, RS-2.
K	ALL EXTERIOR WINDOWS TO RECEIVE SHADES, RS-1.

SYMBOLS

- WALL FINISH
- ACCENT WALLS
- CORNER GUARD
- FINISH NOTE
- FLOOR FINISH / WALL BASE

CDH ARCHITECTURE
3330 Cumberland Blvd. SE
Suite 100
Atlanta, GA 30339
770.423.0016
www.cdhpartners.com

COPYRIGHT © 2025 by CDH PARTNERS INC.
All rights reserved.

GRADY HEALTH SYSTEM

GRADY ESTORIA URGENT CARE

Corner of Memorial Drive & Estoria Street
Atlanta GA 30316

PROJECT NO: 25132.00

00	DD PACKAGE	12/18/25

NOT ISSUED FOR CONSTRUCTION

SHEET TITLE

FINISH PLANS

SHEET NUMBER

A731

12/19/2025 3:15:19 PM

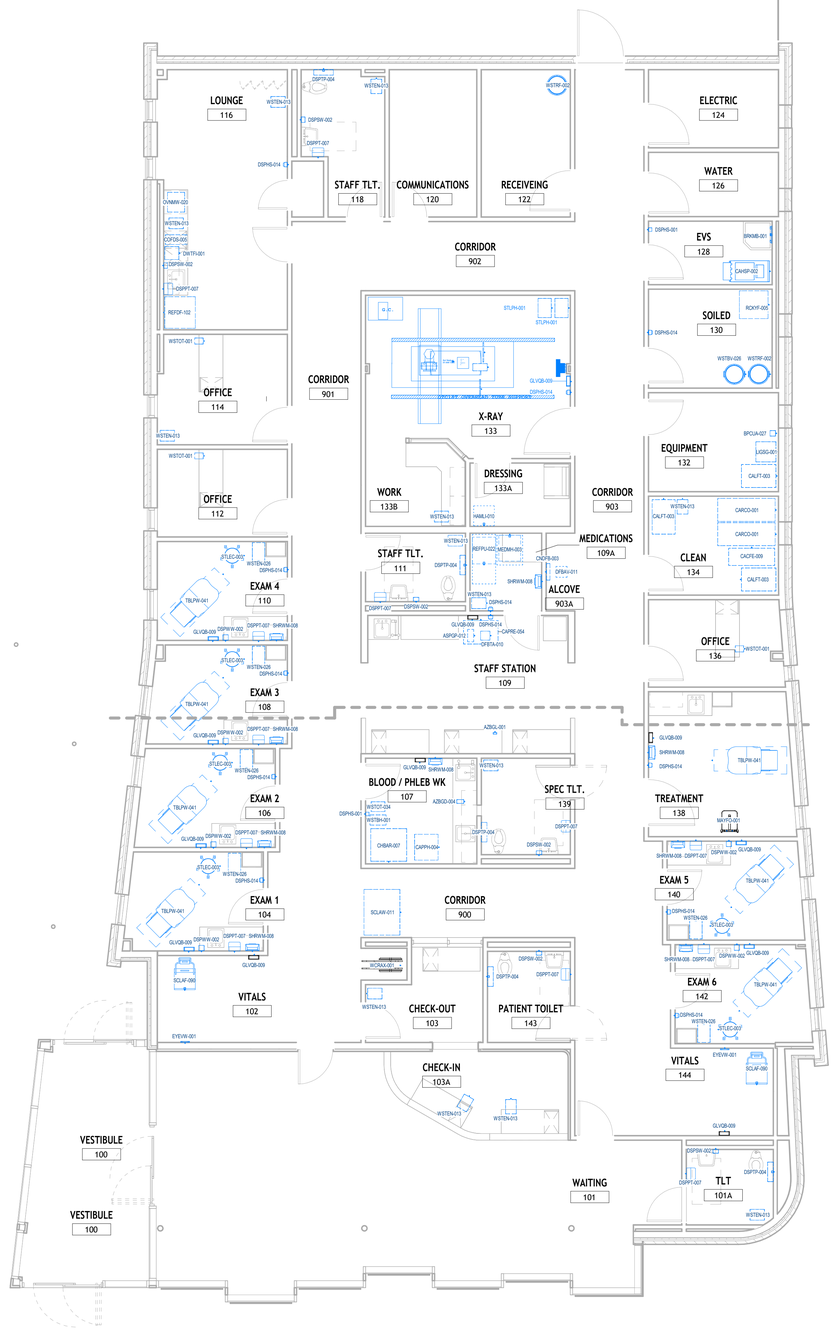

CDH
ARCHITECTURE
3330 Cumberland Blvd. SE
Suite 100
Atlanta, GA 30339
770.423.0016
www.cdhpartners.com

COPYRIGHT © 2025 by CDH PARTNERS INC.
All rights reserved.

Client Name
GRADY ESTORIA URGENT CARE

Corner of Memorial Drive & Estoria Street
Atlanta GA 30316

PROJECT NO: 25132.00

00	DD PACKAGE	12.18.25

NOT ISSUED FOR CONSTRUCTION

1	DD PACKAGE	12/18/25

SHEET TITLE
MEQ PLAN - 100th Floor

SHEET NUMBER
EQ100

12/17/2025 3:06:58 PM